

ภาคผนวกที่ 4

เอกสารสอบเทียบความถูกต้องของเครื่องมือ



บริษัท เอส.พี.เอส. คอนซัลติ้ง เซอร์วิส จำกัด

S.P.S. CONSULTING SERVICE CO., LTD.

7 ซอยพหลโยธิน 24 ถนนพหลโยธิน แขวงจอมพล เขตจตุจักร กรุงเทพฯ 10900

7 Soi Phaholyothin 24, Phaholyothin Rd., Jompol, Chatuchak, Bangkok 10900

Tel : (662) 939-4370-72, Fax : (662) 513-4221, E-mail : sale@spscon.com, www.spscon.com

CALIBRATION REPORT

SO₂ FLUORESCENT ANALYZER

DATE : 07 May 2023

BRAND : API

MODEL : 100E

NO. SO₂-R03

SERIAL NO. 3488

Calibrator (Dilution System)

Brand : API

Model : 700

Last Cal. Date : 04 August 2022

Serial No. : 911

Reference Standard Gas

Standard Gas : Sulphur Dioxide (SO₂)

Cylinder No. : A00814SK

Certified Date : 21 June 2021

Expired Date : 21 June 2029

Cylinder Conc. : 50.0 ppm

CALIBRATING CONDITION

Pressure 1011

mmbar

Temp. 24.5

°C

% RH

49

CALIBRATION SETTING

Span	Initial Reading (Before Adj.),PPB			Final Reading (After Adj.),PPB	
	Expected Concentration	Analyzer Response	%Dif	Analyzer Response	Slope
Zero	0	-0.10	-	0	-
SO ₂ Span	400.0	399.8	-0.050	400.0	1.009

API Model 100E SO₂ Analyzer Check list

Test Values	Observed Value	Units	Nominal Range
RANGE	500	PPB	0-500
SAMPLE PRESS	28.6	in-Hg	25-35
SAMPLE FLOW	657	cc/min	650 ± 10%
PMT	103.3	mV	-20-150 with Zero Air
UV LAMP	3051.7	mV	1000-4900
STR. LGT	61.6	PPB	<100
DRK PMT	63.1	mV	-50 - 200
DRK LMP	57.8	mV	-50 - 200
HVPS	670	V	550-900 constant
DCPS	2528	mV	2500 ± 200
RCELL TEMP	50.0	°C	50 ± 1
BOX TEMP	28.8	°C	5-40
PMT TEMP	7.1	°C	7 ± 2.0
SO ₂ Span Conc	400	PPB	20-20,000
SO ₂ Slope	1.009	-	1.0 ± 0.3
SO ₂ Offset	21.8	mV	<250
Stability at Zero	0.1	PPB	<0.2
Stability at Span	0.2	PPB	0.5% of reading (above 50 ppb)



บริษัท เอส.พี.เอส. คอนซัลติ้ง เซอร์วิส จำกัด

S.P.S. CONSULTING SERVICE CO., LTD.

7 ซอยพหลโยธิน 24 ถนนพหลโยธิน แขวงจอมพล เขตจตุจักร กรุงเทพฯ 10900

7 Soi Phaholyothin 24, Phaholyothin Rd., Jompol, Chatuchak, Bangkok 10900

Tel : (662) 939-4370-72, Fax : (662) 513-4221, E-mail : sale@spscon.com, www.spscon.com

CALIBRATION REPORT

SO₂ FLUORESCENT ANALYZER

DATE :

07 May 2023

BRAND :

API

MODEL :

100E

NO.

SO₂-R06

SERIAL NO.

066

Calibrator (Dilution System)

Brand : API

Model : 700

Last Cal. Date : 04 August 2022

Serial No. : 911

Reference Standard Gas

Standard Gas : Sulphur Dioxide (SO₂)

Cylinder No. : A00814SK

Certified Date : 21 June 2021

Expired Date : 21 June 2029

Cylinder Conc. : 50.0 ppm

CALIBRATING CONDITION

Pressure

1011

mmbar

Temp.

24.5

°C

% RH

49

CALIBRATION SETTING

Span Set Point	Initial Reading (Before Adj.),PPB			Final Reading (After Adj.),PPB	
	Expected Concentration	Analyzer Response	%Dif	Analyzer Response	Slope
Zero	0	0.10	-	0	-
SO ₂ Span	400.0	399.7	-0.075	400.0	1.006

API Model 100E SO₂ Analyzer Check list

Test Values	Observed Value	Units	Nominal Range
RANGE	500	PPB	0-500
SAMPLE PRESS	28.5	in-Hg	25-35
SAMPLE FLOW	653	cc/min	650 ± 10%
PMT	103.2	mV	-20-150 with Zero Air
UV LAMP	3037.4	mV	1000-4900
STR. LGT	61.8	PPB	<100
DRK PMT	63.4	mV	-50 - 200
DRK LMP	58.2	mV	-50 - 200
HVPS	671	V	550-900 constant
DCPS	2522	mV	2500 ± 200
RCELL TEMP	50.1	°C	50 ± 1
BOX TEMP	29.4	°C	5-40
PMT TEMP	7.3	°C	7 ± 2.0
SO ₂ Span Conc	400	PPB	20-20,000
SO ₂ Slope	1.006	-	1.0 ± 0.3
SO ₂ Offset	22.1	mV	<250
Stability at Zero	0.1	PPB	<0.2
Stability at Span	0.2	PPB	0.5% of reading (above 50 ppb)



บริษัท เอส.พี.เอส. คอนซัลติ้ง เซอร์วิส จำกัด

S.P.S. CONSULTING SERVICE CO., LTD.

7 ซอยพหลโยธิน 24 ถนนพหลโยธิน แขวงจอมพล เขตจตุจักร กรุงเทพฯ 10900

7 Soi Phaholyothin 24, Phaholyothin Rd., Jompol, Chatuchak, Bangkok 10900

Tel : (662) 939-4370-72, Fax : (662) 513-4221, E-mail : sale@spscon.com, www.spscon.com

CALIBRATION REPORT

CHEMILUMINESCENT NO / NO₂ / NO_x ANALYZER

DATE : 07 May 2023

BRAND : API

MODEL : 200E

NO. NOX-B19

SERIAL NO. 353

Calibrator (Dilution System)

Brand : API

Model : 700

Last Cal. Date : 04 August 2022

Serial No. : 911

Reference Standard Gas

Standard Gas : Nitric Oxide (NO)

Cylinder No. : D636192

Certified Date : 20 April 2022

Expired Date : 20 April 2024

Cylinder Conc. : 49.1 ppm

CALIBRATING CONDITION

Pressure 1011 mmbar

Temp. 24.5 °C

% RH 49

CALIBRATION SETTING

Span Set Point	Initial Reading (Before Adj.), PPB			Final Reading (After Adj.), PPB	
	Expected Concentration	Analyzer Response	%Dif	Analyzer Response	Slope
Zero	0	-0.11	-	0	-
NO Span	400	399.7	-0.075	400.0	1.004
NO _x Span	400	400.1	0.025	400.0	1.008

API Model 200E NO_x Analyzer Check List

Test Values	Observed Value	Units	Nominal Range
RANGE	500	PPB	500 standard
STABILITY (Zero Gas)	0.1	PPB	< 2 with zero air
SAMPLE FLOW	505	cc/min	500 ± 50
OZONE FLOW	78	cc/min	80 ± 15
PMT	102.9	mV	-20 - 150
AZERO	93.7	mV	-20 - 150
HVPS	671	V	420 - 900 constant
RCELL TEMP	50.2	°C	50 ± 1
BOX TEMP	29.1	°C	8 - 48
PMT TEMP	7.4	°C	7 ± 2
MOLY TEMP	314.9	°C	315 ± 5
RCELL PRESS	8.2	IN-Hg-A	2 - 10 constant
SAMPLE PRESS	28.4	IN-Hg-A	25 - 30 constant
NO Span Conc	400	PPB	20 - 20,000
NO _x Span Conc	400	PPB	20 - 20,000
NO Slope	1.004	-	1.0 ± 0.3
NO _x Slope	1.008	-	1.0 ± 0.3
NO Offset	1.1	mV	-20 to +150
NO _x Offset	0.7	mV	-20 to 150
Stability at Zero	0.1	PPB	< 0.2
Stability at Span	0.2	PPB	< 2 ppb @ 400 ppb span gas



บริษัท เอส.พี.เอส. คอนซัลติ้ง เซอร์วิส จำกัด

S.P.S. CONSULTING SERVICE CO., LTD.

7 ซอยพหลโยธิน 24 ถนนพหลโยธิน แขวงจอมพล เขตจตุจักร กรุงเทพฯ 10900

7 Soi Phaholyothin 24, Phaholyothin Rd., Jompol, Chatuchak, Bangkok 10900

Tel : (662) 939-4370-72. Fax : (662) 513-4221. E-mail : sale@spscon.com. www.spscon.com

CALIBRATION REPORT

CHEMILUMINESCENT NO / NO₂ / NO_x ANALYZER

DATE : 07 May 2023

BRAND : API

MODEL : 200E

NO. NOX-R09

SERIAL NO. 252

Calibrator (Dilution System)

Brand : API

Model : 700

Last Cal. Date : 04 August 2022

Serial No. : 911

Reference Standard Gas

Standard Gas : Nitric Oxide (NO)

Cylinder No. : D636192

Certified Date : 20 April 2022

Expired Date : 20 April 2024

Cylinder Conc. : 49.1 ppm

CALIBRATING CONDITION

Pressure 1011 mmbar

Temp. 24.5 °C

% RH 49

CALIBRATION SETTING

Span Set Point	Initial Reading (Before Adj.),PPB			Final Reading (After Adj.),PPB	
	Expected Concentration	Analyzer Response	%Dif	Analyzer Response	Slope
Zero	0	-0.10	-	0	-
NO Span	400	400.1	0.025	400.0	1.005
NO _x Span	400	400.3	0.075	400.0	1.009

API Model 200E NO_x Analyzer Check List

Test Values	Observed Value	Units	Nominal Range
RANGE	500	PPB	500 standard
STABILITY (Zero Gas)	0.1	PPB	< 2 with zero air
SAMPLE FLOW	509	cc/min	500 ± 50
OZONE FLOW	79	cc/min	80 ± 15
PMT	103.2	mV	-20 - 150
AZERO	94.0	mV	-20 - 150
HVPS	674	V	420 - 900 constant
RCELL TEMP	50.3	°C	50 ± 1
BOX TEMP	29.4	°C	8 - 48
PMT TEMP	7.1	°C	7 ± 2
MOLY TEMP	315.2	°C	315 ± 5
RCELL PRESS	8.3	IN-Hg-A	2 - 10 constant
SAMPLE PRESS	28.6	IN-Hg-A	25 - 30 constant
NO Span Conc	400	PPB	20 - 20,000
NO _x Span Conc	400	PPB	20 - 20,000
NO Slope	1.005	-	1.0 ± 0.3
NO _x Slope	1.009	-	1.0 ± 0.3
NO Offset	1.5	mV	-20 to +150
NO _x Offset	1.0	mV	-20 to 150
Stability at Zero	0.1	PPB	< 0.2
Stability at Span	0.2	PPB	< 2 ppb @ 400 ppb span gas



บริษัท เอส.พี.เอส. คอนซัลติ้ง เซอร์วิส จำกัด
S.P.S. CONSULTING SERVICE CO., LTD.
 7 ซอยพหลโยธิน 24 ถนนพหลโยธิน แขวงจอมพล เขตจตุจักร กรุงเทพฯ 10900
 7 Soi Phaholyothin 24, Phaholyothin Rd., Jompol, Chatuchak, Bangkok 10900
 Tel : (662) 939-4370-72, Fax : (662) 513-4221, E-mail : sale@spscon.com., www.spscon.com

Console Calibration Report

Calibration Method

Critical Orifices

Calibration Data

Console Data		Calibration Data		
No.	Serial No.	Date	y	DH _@ (mmH ₂ O)
B01	1563	02/03/2023	0.998	50.11
B02	8002514	03/03/2023	1.004	49.25
B03	1503016	03/03/2023	1.002	50.62
B04	00006659	02/03/2023	1.004	50.14
B05	00007428	03/03/2023	1.001	49.76
R01	1561	01/03/2023	0.997	49.86
R02	8002513	03/03/2023	0.996	49.93
R03	1570	02/03/2023	1.003	49.57
R04	8002519	01/03/2023	1.002	48.90
R05	1503015	01/03/2023	0.998	50.20

Remark : Accept Value of y (test) is $0.97 < y < 1.03$

Accept Value of $\Delta H_{@}$ (test) is 46.7 ± 6.4 (mmH₂O)



บริษัท เอส.พี.เอส. คอนซัลติ้ง เซอร์วิส จำกัด
S.P.S. CONSULTING SERVICE CO., LTD.
7 ซอยพหลโยธิน 24 ถนนพหลโยธิน แขวงจอมพล เขตจตุจักร กรุงเทพฯ 10900
7 Soi Phaholyothin 24, Phaholyothin Rd., Jompol, Chatuchak, Bangkok 10900
Tel : (662) 939-4370-72. Fax : (662) 513-4221. E-mail : sale@spscon.com.. www.spscon.com

Pitot Tube Calibration Report

Calibration Method

Standard Pitot Tube

Calibration Data

Pitot Tube Data			Calibration Data		
No.	Type of Pitot	Coefficient of Standard Pitot	Date	Avg. of Cp (test)	
				Side A	Side B
B36	S	0.99	02/05/2023	0.84	0.84
B37	S	0.99	02/05/2023	0.83	0.84
B38	S	0.99	03/05/2023	0.85	0.84
B39	S	0.99	03/05/2023	0.84	0.83
B40	S	0.99	02/05/2023	0.84	0.83
B41	S	0.99	02/05/2023	0.84	0.84
B44	S	0.99	03/05/2023	0.85	0.84
B45	S	0.99	03/05/2023	0.85	0.84
B46	S	0.99	04/05/2023	0.84	0.83
B47	S	0.99	03/05/2023	0.84	0.85
B48	S	0.99	03/05/2023	0.83	0.84
B49	S	0.99	03/05/2023	0.85	0.84
B54	S	0.99	03/05/2023	0.83	0.84
B56	S	0.99	02/05/2023	0.84	0.85
B57	S	0.99	02/05/2023	0.84	0.83
B58	S	0.99	02/05/2023	0.85	0.84

Remark : Accept value of Cp (test) is 0.84 ± 0.01

CERTIFICATE OF CALIBRATION

FOR

NOMENCLATURE : VACUUM GAUGE
MANUFACTURER : HI-LIGHT
MODEL / TYPE : N/A
SERIAL NO. : N/A[64-220066-2]
CLID. NO. : 212201113
JOB CONTROL NO. : 220720073202

CUSTOMER : S.P.S. CONSULTING SERVICE CO., LTD.
7 SOI PHAHOLYOTHIN 24 ROAD., JOMPOL,
CHATUCHAK, BANGKOK 10900


DATE OF RECEIVED : 20 July 2022

DATE OF ISSUED : 22 July 2022

Report of calibration screening must not be taken in part. Except complete. Without the approval of the Calibration Laboratory Co., Ltd.

Calibrated By : Sittipong Pimdee
Calibration Engineer

Approved By :



Authorized Signatory

22 July 2022



This Calibration Certificate documents the traceability to national standards, which realize the units of measurement according to the International System of Units (SI)

Certificate No. Q22073202

F3-011-04/01-12

page 1 of 3



@clccalibration



CLC
Accredited
ISO/IEC 17025

CALIBRATION LABORATORY Co., LTD.

2/10-11,14,55 Soi Prasert Manukit 29 Yaek 4, Prasert Manukit Rd., Ladphrao, Bangkok 10230

Tel. 02-578-0353-4 Fax: 02-578-2672 www.cal-laboratory.com E-mail:sale@cal-laboratory.com



REPORT OF CALIBRATION

FOR

NOMENCLATURE : VACUUM GAUGE
MANUFACTURER : HI-LIGHT
MODEL / TYPE : N/A
SERIAL NO. : N/A[64-220066-2]
DATE OF CALIBRATION : 21 July 2022

ENVIRONMENT CONDITIONS :

Temperature : $(23 \pm 2) ^\circ\text{C}$

Relative Humidity : $(55 \pm 10) \% \text{RH}$

PROCEDURE USED :

This instrument was calibrated under procedure No. **CLC-CPPP-05** according to **DKD-R 6-1** as calibration guidelines.

The calibration was performed by direct measurement with Document Process Calibrator and Pressure Module which maintained by the Calibration Laboratory Co., Ltd.

REFERENCE STANDARD USED :

Document Process Calibrator, Fluke Model 744 S/N. 9226007 with Pressure Module Model 700PV4 S/N. 19298401.

TRACEABILITY :

The measurements are traceable to International System of Units (SI), through National Institute of Metrology (Thailand).
Certificate No. MP-0196-21, Due Date 17 November 2022.

UNCERTAINTY :

The reported uncertainty is based on a standard uncertainty multiplied by coverage factor of $k = 2$. It has been evaluated according to the "Calibration of Pressure Gauges (DKD-R 6-1)" which provides a level of confidence approximately 95%.

Certificate No. Q22073202

F3-011-04/01-12

page 2 of 3



@clccalibration



CLC
Accredited
ISO/IEC 17025

CALIBRATION LABORATORY Co., LTD.

2/10-11,14,55 Soi Prasert Manukit 29 Yaek 4, Prasert Manukit Rd., Ladphrao, Bangkok 10230
Tel. 02-578-0353-4 Fax: 02-578-2672 www.cal-laboratory.com E-mail:sale@cal-laboratory.com



CONDITION OF CALIBRATION ITEM : GOOD

MEASUREMENT RESULTS : (X) without adjustment () adjustment

The DUC was exercised by applying a known pressure from its zero to full scale 1 times. Then 2 series of known gauge pressure were applied. The STD reading were recorded and the means value were reported in the table below.

CALIBRATION DATA

CORRECTION OF PRESSURE

DUC Test point (inHg)	STD Reading (inHg)		Correction (inHg)	
	Up	Down	Up	Down
0	0.0	0.0	0.0	0.0
-5	-4.8	-4.8	+0.2	+0.2
-10	-9.8	-9.9	+0.2	+0.1
-15	-14.9	-14.9	+0.1	+0.1
-20	-20.0	-20.0	0.0	0.0
-25	-25.0	-25.0	0.0	0.0
-30	-30.0	-30.0	0.0	0.0

Uncertainty of measurement ± 0.2 inHg

Transmitting fluid : Air.

Technical Note. k factor 1 kPa = 0.2952998 inHg

Note. The Scope of Accredited ANAB Certificate No. ACDM-2814 Version 008 Page 36 of 54

This report is valid for the above stated instrument/s only.

End of Certificate

Certificate No. Q22073202

F3-011-04/01-12

page 3 of 3



@clccalibration



บริษัท เอส.พี.เอส. คอนซัลติ้ง เซอร์วิส จำกัด

S.P.S. CONSULTING SERVICE CO., LTD.

7 ซอยพหลโยธิน 24 ถนนพหลโยธิน แขวงจอมพล เขตจตุจักร กรุงเทพฯ 10900

7 Soi Phaholyothin 24, Phaholyothin Rd., Jompol, Chatuchak, Bangkok 10900

Tel : (662) 939-4370-72, Fax : (662) 513-4221, E-mail : sale@spscon.com., www.spscon.com

Personal Pump Calibration Report

Calibration Method : Dry Cal Primary Flowmeter

Model : Defender 510-H

S/N : 136164

Environmental Conditions

Temperature : 25 \pm 3 $^{\circ}$ C
Pressure : 1010 \pm 15 mmbar

Personal Pump Data				Calibration Data								
No.	Brand	Model	Serial No.	Date	Flow Rate (ml/min)						Value From Calibration Curve	
					Setting			Actual (Q std.)			y	R ²
					1	2	3	1	2	3		
B41	SKC	224-PCXR4	612669	07/04/2023	1,000	1,500	2,000	997	1,496	1,991	0.998x - 1.396	1.000
B42	SKC	224-PCXR4	626041	10/04/2023	1,000	1,500	2,000	1,006	1,496	1,992	0.988x + 14.223	1.000
B43	SKC	224-PCXR4	034636	07/04/2023	1,000	1,500	2,000	1,001	1,503	1,993	0.992x + 8.810	1.000
B44	SKC	224-PCXR8	529341	10/04/2023	1,000	1,500	2,000	1,000	1,499	2,005	1.008x - 14.358	1.000
B45	SKC	224-PCXR8	529594	10/04/2023	1,000	1,500	2,000	998	1,506	1,987	0.990x + 12.580	1.000
B46	SKC	224-PCXR8	566743	05/04/2023	1,000	1,500	2,000	996	1,502	2,000	1.012x - 26.902	0.999
B47	SKC	224-PCXR8	566747	07/04/2023	1,000	1,500	2,000	998	1,501	2,002	1.014x - 27.552	0.999
B48	SKC	224-PCXR8	566753	10/04/2023	1,000	1,500	2,000	998	1,493	1,996	0.997x - 0.359	1.000
B49	SKC	224-PCXR8	566780	05/04/2023	1,000	1,500	2,000	1,007	1,501	2,007	1.011x - 19.156	0.999
B50	SKC	224-PCXR8	500400	07/04/2023	1,000	1,500	2,000	1,004	1,495	2,004	1.000x - 1.663	1.000
B51	SKC	224-PCXR8	500363	04/04/2023	1,000	1,500	2,000	997	1,502	1,998	1.008x - 21.322	0.999
B52	SKC	224-PCXR8	093186	05/04/2023	1,000	1,500	2,000	993	1,493	1,995	1.000x - 6.106	1.000
B53	SKC	224-PCXR8	707670	05/04/2023	1,000	1,500	2,000	1,000	1,498	2,002	1.009x - 18.883	0.999
B54	SKC	224-PCXR3	509821	05/04/2023	1,000	1,500	2,000	995	1,500	2,001	1.016x - 32.482	0.999
B55	SKC	224-PCXR3	510710	10/04/2023	1,000	1,500	2,000	998	1,497	1,992	0.996x - 0.191	1.000
B56	SKC	224-PCXR3	511450	05/04/2023	1,000	1,500	2,000	1,003	1,501	2,003	1.005x - 8.081	1.000
B57	SKC	224-PCXR3	510798	05/04/2023	1,000	1,500	2,000	999	1,490	2,000	1.001x - 2.920	1.000
B58	SKC	224-PCXR3	509852	10/04/2023	1,000	1,500	2,000	1,002	1,496	1,998	1.004x - 15.922	0.999
B59	SKC	224-PCXR3	509862	10/04/2023	1,000	1,500	2,000	998	1,501	1,996	0.996x + 4.471	1.000
B60	SKC	224-PCXR3	512655	07/04/2023	1,000	1,500	2,000	1,003	1,499	2,004	1.005x - 9.971	1.000
B61	SKC	224-PCXR3	503915	10/04/2023	1,000	1,500	2,000	993	1,488	1,999	1.007x - 15.934	1.000
B62	SKC	224-PCXR3	505975	10/04/2023	1,000	1,500	2,000	1,001	1,495	1,997	1.000x - 4.802	1.000
B63	SKC	224-PCXR3	511432	07/04/2023	1,000	1,500	2,000	993	1,500	2,000	1.015x - 32.709	0.999
B64	SKC	224-PCXR3	508302	05/04/2023	1,000	1,500	2,000	998	1,491	1,987	0.989x + 9.855	1.000
B65	SKC	224-PCXR3	508310	10/04/2023	1,000	1,500	2,000	998	1,502	2,005	1.012x - 20.596	1.000
B66	SKC	224-PCXR3	509861	10/04/2023	1,000	1,500	2,000	1,000	1,492	1,992	0.990x + 10.912	1.000
B67	SKC	224-PCXR3	506295	07/04/2023	1,000	1,500	2,000	993	1,506	2,002	1.007x - 13.999	1.000
B68	SKC	224-PCXR3	505872	05/04/2023	1,000	1,500	2,000	998	1,488	1,997	0.998x - 1.743	1.000
B69	SKC	224-PCXR3	508375	04/04/2023	1,000	1,500	2,000	1,004	1,502	2,002	1.009x - 18.897	0.999
B70	SKC	224-PCXR3	510623	05/04/2023	1,000	1,500	2,000	994	1,505	1,998	1.004x - 8.846	1.000
B71	SKC	224-PCXR3	508367	10/04/2023	1,000	1,500	2,000	994	1,503	2,003	1.011x - 23.544	0.999
B72	SKC	224-PCXR3	505977	10/04/2023	1,000	1,500	2,000	1,005	1,493	1,992	0.988x + 13.309	1.000
B73	SKC	224-PCXR3	512606	05/04/2023	1,000	1,500	2,000	1,000	1,504	2,004	1.008x - 14.506	1.000
B74	SKC	224-PCXR3	505993	05/04/2023	1,000	1,500	2,000	997	1,497	1,996	1.001x - 7.514	1.000
B75	SKC	224-PCXR3	509820	07/04/2023	1,000	1,500	2,000	997	1,496	1,992	0.997x + 0.195	1.000
B76	SKC	224-PCXR3	509811	05/04/2023	1,000	1,500	2,000	995	1,498	1,999	1.004x - 11.212	1.000
B77	SKC	224-PCXR3	508301	10/04/2023	1,000	1,500	2,000	1,003	1,502	2,004	1.013x - 23.811	0.999
B78	SKC	224-PCXR3	510677	04/04/2023	1,000	1,500	2,000	997	1,505	2,000	1.007x - 16.113	0.999
B79	SKC	224-PCXR3	510920	10/04/2023	1,000	1,500	2,000	996	1,495	1,993	0.998x - 1.232	1.000



บริษัท เอส.พี.เอส. คอนซัลติ้ง เซอร์วิส จำกัด
S.P.S. CONSULTING SERVICE CO., LTD.
7 ซอยพหลโยธิน 24 ถนนพหลโยธิน แขวงจอมพล เขตจตุจักร กรุงเทพฯ 10900
7 Soi Phaholyothin 24, Phaholyothin Rd., Jompol, Chatuchak, Bangkok 10900
Tel : (662) 939-4370-72, Fax : (662) 513-4221, E-mail : sale@spscon.com., www.spscon.com

Rotameter Calibration Report (For Personal Pump High Flow Adjust)

Calibration Method : Dry Cal Primary Flowmeter

Model : Defender 510-H

S/N : 136164

Calibration Data

Rotameter Data			Calibration Data								
No.	Brand	Model	Date	Flow Rate (ml/min)						Value From Calibration Curve	
				Flow Rate (Reading)			Actual (Q std.)				
				1	2	3	1	2	3	y	R²
H-R01	Dwyer	VFB-65	05/04/2023	500	1,000	2,000	502.1	993.6	1981.1	1.000x - 3.647	0.999
H-R02	Dwyer	VFB-65	10/04/2023	500	1,000	2,000	500.4	998.7	1988.7	1.001x - 3.457	1.000
H-R03	Dwyer	VFB-65	07/04/2023	500	1,000	2,000	502.1	990.3	1997.7	0.993x + 4.022	1.000
H-R04	Dwyer	VFB-65	10/04/2023	500	1,000	2,000	497.2	992.2	2016.9	1.007x - 11.203	1.000
H-R05	Dwyer	VFB-65	05/04/2023	500	1,000	2,000	499.2	988.5	1990.7	1.003x - 7.136	1.000
H-R06	Dwyer	VFB-65	10/04/2023	500	1,000	2,000	504.8	994.6	1982.6	0.999x - 1.961	0.999

**QUALITY CALIBRATION CO.,LTD.**

235 Petchkasem 63/2 Road, Laksong, Bangkae, Bangkok 10160

Tel (662) 421-5402, (662) 444-0152-3, Fax (662) 809-4584

www.qcalibration.com

CERTIFICATE No : 23M2441

REFERENCE No : 68471-1

PAGE : 1 OF 2

Certificate of Calibration

EQUIPMENT : DIGITAL BALANCE

MANUFACTURER : METTLER TOLEDO

MODEL : XS105DU

SERIAL No : 1126422905

ID No : BA 05/50

CONDITION AS RECEIVED : USED ITEM

SUBMITTED BY : S.P.S. CONSULTING SERVICE CO., LTD.
7 SOI PHAHOLYOTHIN 24, PHAHOLYOTHIN RD.,
JOMPOL, CHATUCHAK, BANGKOK 10900

CALIBRATED BY : ATSAWIN Y.

CALIBRATION DATE : 10-Mar-23

APPROVED BY : 
PONGSAK J.

ISSUED DATE : 16-Mar-23

RECEIVED DATE : 10-Mar-23

THIS CERTIFICATE MAY NOT BE REPRODUCED OTHER THAN IN FULL EXCEPT WITH THE PRIOR WRITTEN APPROVAL OF
QUALITY CALIBRATION CO., LTD.



CERTIFICATE No : 23M2441

PAGE : 2 OF 2

Calibration Report

EQUIPMENT : DIGITAL BALANCE MODEL : XS105DU
MANUFACTURER : METTLER TOLEDO S/N : 1126422905
ID No : BA 05/50 RECEIVED DATE : 10-Mar-23
AIR PRESSURE : 1010mbar \pm 1mbar CALIBRATION DATE : 10-Mar-23
AMBIENT TEMPERATURE : 23° C \pm 1° C RELATIVE HUMIDITY : 49 %RH \pm 10 % RH

CONDITION OF THIS RESULTS OF CALIBRATION

1. THIS INSTRUMENT WAS CALIBRATED BY ACCORDING TO UKAS LAB 14 EDITION 6:2019 BY USING KNOWN WEIGHT STANDARD WEIGHT. THE BALANCE WAS NOT ADJUSTED BEFORE CALIBRATION. THE BALANCE HAS NO ZERO TRACKING FUNCTION. REPEATABILITY WAS MEASURED BY USING 10 REPEATED MEASUREMENTS. LINEARITY WAS MEASURED COVERING 10 POINTS, EVENLY SPREAD OVER THE RANGE. THE INSTRUMENT WAS SET ZERO BEFORE PERFORMING THE LINEARITY TEST. OFF-CENTER LOADING WAS MEASURED BY USING STANDARD WEIGHTS PLACED ON THE PAN AND MOVED TO VARIOUS POSITIONS ON THE PAN.

2. REFERENCE STANDARD INSTRUMENTS :-

INSTRUMENT	MODEL	SERIAL No	CERTIFICATE No	DUE DATE
1) STANDARD WEIGHT SET	E2	QK-I-151	M2302013S	02-Feb-25
2) STANDARD WEIGHT	E2	15843	M2302014S	02-Feb-25

3. THIS RESULT WAS FOUND ACCURATE AS SHOWN ON DATE AND PLACE OF CALIBRATION ONLY.

4. THIS RESULT EXCLUDE LONG TERM STABILITY OF THE UNIT UNDER CALIBRATION.

5. THIS CERTIFICATE IS TRACEABLE TO THE INTERNATIONAL SYSTEM OF UNIT MAINTAINED AT:-

- NATIONAL INSTITUTE OF METROLOGY (THAILAND) THROUGH CENTRAL BUREAU OF WEIGHTS&MEASURES

RESULT OF CALIBRATION :- WITHOUT ADJUSTMENT

1. ZERO SETTING FUNCTION : NORMAL

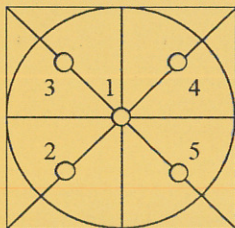
2. TARE FUNCTION : NORMAL

3. REPEATABILITY OF READING AT 200 g WAS 0 g

4. DEPARTURE FROM NOMINAL VALUE/ LINEARITY

NOMINAL VALUE (g)	BALANCE READING (g)	CORRECTION (g)	UNCERTAINTY (\pm g)
0.00	0.00000	0.00000	0.000039
0.02	0.02000	0.00000	0.000039
0.10	0.10000	0.00000	0.000039
0.20	0.20001	-0.00001	0.000040
0.50	0.50001	-0.00001	0.000040
1.00	1.00000	0.00000	0.000041
2.00	2.00003	-0.00003	0.000042
5.00	5.00001	-0.00001	0.000046
10.00	10.00003	-0.00003	0.000053
20.00	20.00005	-0.00005	0.000067
50.00	50.00001	-0.00001	0.00011
100.00	100.00001	-0.00001	0.00019
200.00	200.00001	-0.00001	0.00032

5. OFF CENTER LOADING ERROR



POINT	READING (g)
1	50.0000
2	50.0001
3	50.0000
4	50.0000
5	49.9999
OFF-CENTER LOADING	0.0001

NOTE: THIS CALIBRATION WAS CARRIED OUT AT THE CUSTOMER'S PLACE AT LABORATORY AREA. THE REPORTED UNCERTAINTY OF MEASUREMENT WAS BASED ON A STANDARD UNCERTAINTY COVERAGE FACTOR $k=2$, PROVIDING A LEVEL OF CONFIDENCE APPROXIMATELY 95%.

END OF CALIBRATION REPORT

SITHIPHORN ASSOCIATES CO.,LTD. CALIBRATION LABORATORY



451-451/1 Sirinthorn Rd.,Bangbumru, Bangplud Bangkok 10700 THAILAND.
Tel.0-2435-8800 Fax.0-2433-1679 e-mail:cal-center@sithiphorn.com http://www.sithiphorn.com

NSC-TISI-TIS 17025
CALIBRATION 0394

Cert. No. : SP22018

Pages 1 of 3

Calibration Certificate

Equipment : UV-VIS SPECTROPHOTOMETER
Manufacturer : PERKINELMER
Model : LAMBDA 25
Serial No.: 501S14123010
ID No.: SP03/58
Calibration Mode : WAVELENGTH ACCURACY
PHOTOMETRIC ACCURACY

Condition As Found : GOOD

Customer : S.P.S. CONSULTING SERVICE CO., LTD.
7 SOI PHAHOLYOTHIN 24, PHAHOLYOTHIN ROAD,
CHOMPHON, CHATUCHAK,
BANGKOK 10900, THAILAND.

Location : ORGANIC LABORATORY IV

Ambient Temperature : (24.4 ± 5) °C
Relative Humidity : (60.1 ± 25) %

Received Date : 30 AUGUST 2022
Calibration Date : 30 AUGUST 2022
Date of Issue : 31 AUGUST 2022

Calibrated by :

Nathakorn Pisutpaisan

Approved by :



This certificate is issued in accordance with the requirements of ISO/IEC 17025 standard, may not be reproduced other than in full, except with the prior written approval of the head of Calibration Laboratory.

Continuation of Calibration Certificate

Cert. No. : SP22018

Job No. : VC65SP0008

Pages : 2 of 3

Calibration Method :

This instrument was calibrated by using on-site calibration procedure In-house method : CP-SP-01

The calibration procedure to direct measurement wavelength accuracy by using wavelength standard solution, Photometric accuracy by using absorbance standard filter and absorbance standard solution

The calibration procedure used was based on ASTM E275-01,ASTM E925-02

Condition of this result of calibration :

1. Certified reference materials

Material	Ref. type	Cell serial No.	Cert. No.	Due Date
Holmium liquid	RM-HL	29706	87569	13/10/2022
Didymium liquid	RM-DL	28912	87588	15/10/2022
Neutral density filter	RM-1N2N3N	13877	87600	15/10/2022
Potassium dichromate solutions	RM-0204060810	14204	87614	16/10/2022
Potassium Iodide solution	-	KI-0701-001	CI-0090-22	08/04/2024

2. This result of calibration was found accurate as shown on date and place of calibration only.

3. This certificate is traceable to the international system of unit maintained at :

3.1 The UK National Physical Laboratory (NPL)

3.2 The National Institute of Standards and Technology,NIST.

Result of calibration : Wavelength Accuracy

(Without adjustment)

Material	Certified Values of Reference Material (nm)	UUC* Reading (nm)	Error (nm)	Uncertainty ± (nm)	k Factor
RM-HL	278.13	278.3	0.17	0.16	2.00
	361.25	361.4	0.15	0.16	2.00
	467.82	467.8	-0.02	0.16	2.00
	536.56	536.5	-0.06	0.16	2.00
	640.50	640.5	0.00	0.16	2.00
RM-DL	740.09	740.0	-0.09	0.16	2.00
	864.94	865.2	0.26	0.16	2.00

UUC* = Unit Under Calibration

Continuation of Calibration Certificate

Cert. No. : SP22018

Job No. : VC65SP0008

Pages : 3 of 3

Result of calibration : Photometric Accuracy

(Without adjustment)

Material	Wavelength (nm)	Filter: S/N	Nominal Absorbance (A)	Certified Absorbance (A)	UUC* Reading Absorbance (A)	Error (A)	Uncertainty ± (A)	k Factor
Neutral Density glass filter	440.0	29360	1.0	1.0524	1.0539	0.0015	0.0028	2.00
		29914	0.7	0.7454	0.7459	0.0005	0.0029	2.00
		29381	0.5	0.5426	0.5426	0.0000	0.0028	2.00
	546.1	29360	1.0	0.9822	0.9810	-0.0012	0.0028	2.00
		29914	0.7	0.6962	0.6960	-0.0002	0.0028	2.00
		29381	0.5	0.5076	0.5070	-0.0006	0.0029	2.00
	590.0	29360	1.0	1.0221	1.0202	-0.0019	0.0028	2.00
		29914	0.7	0.7238	0.7230	-0.0008	0.0029	2.00
		29381	0.5	0.5364	0.5360	-0.0004	0.0031	2.00
	635.0	29360	1.0	0.9751	0.9732	-0.0019	0.0028	2.00
		29914	0.7	0.6912	0.6902	-0.0010	0.0029	2.00
		29381	0.5	0.5214	0.5210	-0.0004	0.0032	2.00
Material	Wavelength (nm)	Solution (mg/l)	Certified Absorbance (A)	UUC* Reading Absorbance (A)	Error (A)	Uncertainty ± (A)	k Factor	
RM-0204060810	235.0	20	0.2436	0.2419	-0.0017	0.0101	2.00	
		40	0.4905	0.4855	-0.0050	0.0115	2.00	
		60	0.7453	0.7388	-0.0065	0.0067	2.00	
		80	0.9920	0.9839	-0.0081	0.0071	2.00	
		100	1.2487	1.2414	-0.0073	0.0073	2.00	

UUC* = Unit Under Calibration

Condition of this result of calibration : Spectrophotometer PERKINELMER Model Lambda 25 S/N 501S141230

Resolution of Wavelength Mode 0.1 nm

Resolution of Photometric Mode 0.0001 A

Parameter Setting

Measurement Mode Wavelength, Absorbance

Wavelength Scan 1100 nm-190 nm

Scanning Speed 7.5 nm/min

Data Pitch 0.1 nm

Band width(Wavelength) 1.0 nm

Band width(Vis) 1.0 nm

Band width(Uv) 1.0 nm

Stray Light** UUC* Reading at 220 nm

Transmission T(%)

Absorbance(A)

0.0107

3.9886

**Specific Acceptance :

Transmission ≤ 1.0 T(%), Absorbance ≥ 2.0 A

**Stray light not TISI Accredited

The reported uncertainty is based on a standard uncertainty multiplied by a coverage factor k ,
providing a level of confidence of approximately 95%

End of Calibration Certificate



บริษัท เอส.พี.เอส. คอนซัลติ้ง เซอร์วิส จำกัด

S.P.S. CONSULTING SERVICE CO., LTD.

7 ซอยพหลโยธิน 24 ถนนพหลโยธิน แขวงจอมพล เขตจตุจักร กรุงเทพฯ 10900

7 Soi Phaholyothin 24, Phaholyothin Rd., Jompol, Chatuchak, Bangkok 10900

Tel : (662) 939-4370-72, Fax : (662) 513-4221, E-mail : sale@spscon.com., www.spscon.com

Calibration Report					
Non-Dispersive Infrared CO Analyzer					
Date :	04 May 2023	Brand :	API	Model :	300E
No.	CO-R02			Serial No.	171-S
Calibrator (Dilution System)					
Brand : API			Model : 700		
Last Cal. Date : 06 September 2022			Serial No. : 421		
Reference Standard Gas					
Standard Gas : Carbon Monoxide (CO)			Cylinder No. : D196045		
Certified Date : 16 April 2022		Expired Date : 15 April 2024		Cylinder Conc. : 4,570 ppm	
Calibrating Condition					
Pressure	1011	mmbar	Temp.	24.6	°C
				% RH	50
Calibration Setting					
Span	Initial Reading (Before Adj.), PPM			Final Reading (After Adj.), PPM	
Set Point	Expected Concentration	Analyzer Response	%Dif	Analyzer Response	
Zero	0	0.11	-	0	
CO Span	40.00	40.09	0.225	40.00	
API Model 300E CO Analyzer Check List					
Parameter	Observed Value	Units	Nominal Range		
Range	50	PPM	0-1000 ppm		
Stability	0.10	PPM	< 1 ppm With Zero Air		
CO Measure	4016.1	mV	2500-4800 mV		
CO Reference	3948.8	mV	2500-4800 mV		
Measure/Reference Ratio	1.180	-	1.1-1.3 W/Zero Air		
Sample Pressure	28.6	In-Hg-A	~2" < Ambient Absolute Pressure		
Sample Flow	814	CC/Min	800 ± 10%		
Sample Temperature	48.3	°C	48 ± 4		
Bench Temperature	48.1	°C	48 ± 2		
Wheel Temperature	68.4	°C	68 ± 2		
Box Temperature	30.8	°C	Ambient Temp + 7 ± 10		
Photo-Drive	3034.5	mV	250 mV to 4750 mV		
Slope	1.017	-	1.0 ± 0.3		
Offset	0.2	-	0 ± 0.3		



WO-01981290/2023

MAINTENANCE AND TEST CERTIFICATE MODEL
OPTIMA 5300DV

Customer :	<u>S.P.S.Consulting Service Co.,Ltd</u>	Date Tested:	<u>January 11, 2023</u>
Address :	<u>7 Soi Phaholyothin 24</u>	Recommendation Recertification	<u>Period 6 Months</u>
	<u>Paholyothin Road</u>	Recertification Due:	<u>July 11, 2023</u>
	<u>Jompol Chatuchak, Bangkok 1090</u>	Date Last Certified:	<u>July 11, 2022</u>
User Name:	<u></u>	Visit Number:	<u>2 of 2</u>
Phone:	<u>083-9269252</u>	PerkinElmer Phone:	<u>02-719-6420 ext 206</u>
Fax:	<u>02-513-4221</u>	PerkinElmer Fax:	<u>02-318-5597</u>

CONFIGURATION TESTED		ACCESSORIES/COMPONENT NOT INCLUDED
MODEL	SERIAL NUMBER	
<u>OPTIMA 5300DV</u>	<u>077C7042401</u>	
TESTED EQUIPMENT	CALIBRATION NUMBER	EXPIRATION
<u>IPV Methods</u>		
TEST STANDARD USED	PART NUMBER	EXPIRATION DATE
<u>Multielement Standard</u>	<u>N069-1579</u>	<u>May 30, 2023</u>
<u>Wavecal Solution</u>	<u>N058-2152</u>	<u>February 28, 2023</u>
<u>VIS Wavecal solution</u>	<u>N930-2946</u>	<u>August 30, 2023</u>
<u>Instrument Cal. STD4</u>	<u>N930-0221</u>	<u>November 30, 2023</u>
CUSTOMER SUPPLIED	COMMENTS	CUSTOMER INITIALS
<u>2 % HNO3</u>		
<u>10 % HNO3</u>		

Page 1 of 4

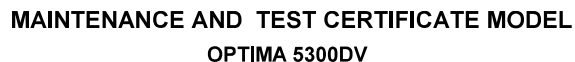


WO-01981290/2023

MAINTENANCE AND TEST CERTIFICATE MODEL
OPTIMA 5300DV

SERIAL NUMBER	<u>077C7042401</u>	DATE TESTED	<u>January 11, 2023</u>
1. MECHANICAL CHECKS			
A. Inspect and clean all fans and filters.			<input type="checkbox"/>
B. Inspect and replace as necessary, all torch components including the RF coil.			<input type="checkbox"/>
C. Inspect all tubing for sign of clacking or leaking.			<input type="checkbox"/>
D. Adjust water and gas pressure regulator settings.			<input type="checkbox"/>
E. Inspect and leak check pneumatics drawers.			<input type="checkbox"/>
F. Clean the exterior of the instrument.			<input type="checkbox"/>
2. OPTICAL CHECKS			
A. Inspect and clean all optical components.			<input type="checkbox"/>
B. As required, check and replace all purgefilters.			<input type="checkbox"/>
C. Recheck optical alignment.			<input type="checkbox"/>
3. COOLING SYSTEM CHECKS			
A. Perform preventive maintenance on chiller.			<input type="checkbox"/>
B. Flush out the chiller every year.			<input type="checkbox"/>
4. PERFORMANCE CHECKS			
A. Torch View Alignment.			<input type="checkbox"/>
B. Wavelength Calibration.			<input type="checkbox"/>

Page 2 of 4



SERIAL NUMBER : 077C7042401		DATE TESTED : January 11, 2023	
PARAMETER	SPECIFICATION	FINAL VALUE	
Spectral Resolution : UV	As 193.696 nm	≤ 0.007	0.00504
	Ni 231.604 nm	≤ 0.008	0.00646
	Ni 341.476 nm	≤ 0.012	0.00768
Spectral Resolution : VIS	La 408.672 nm	≤ 0.020	0.01597
	Ba 455.403 nm	≤ 0.025	0.02185
Precision	As 193.656 nm	% RSD < 1.0	0.89 %
	Zn 213.856 nm	% RSD < 1.0	0.77 %
	Mn 257.610 nm	% RSD < 1.0	0.51 %
	La 379.478 nm	% RSD < 1.0	0.44 %
	Ba 455.403 nm	% RSD < 1.0	0.44 %
	Ba 493.408 nm	% RSD < 1.0	0.46 %
Detection Limits : Axial	Tl 190.080 nm	3(sd)	4.04 ppb
	As 193.696 nm	3(sd)	3.58 ppb
	Pb 220.353 nm	3(sd)	1.90 ppb
Detection Limits : Radial	As 193.696 nm	3(sd)	47.72 ppb
	Zn 213.856 nm	3(sd)	1.02 ppb
	Mn 257.610 nm	3(sd)	0.68 ppb
	La 379.478 nm	3(sd)	1.43 ppb
	Ba 455.403 nm	3(sd)	0.10 ppb
	Ba 493.408 nm	3(sd)	0.36 ppb
BEC : Axial (IB X 500)/(IS-IB)	Cd 226.502 nm	≤ 150 ppb	58.36
BEC : Radial (IB X 1000)/(IS-IB)	Mn 257.610 nm	≤ 45 ppb	104142.80



SERIAL NUMBER <u>077C7042401</u>	DATE TESTED <u>January 11, 2023</u>
---	--

Remarks :

This is to certify that the above tests have been performed and the configuration tested

<input checked="checked" type="checkbox"/>	meets
<input type="checkbox"/>	does not meet

the PerkinElmer Specifications listed on this certificate.


This certificate does not modify PerkinElmer's standard terms and condition of sale, including warranty terms.

Service Department ~~PerkinElmer~~ Ltd.

Authorized Representative:

Service Engineer

PinAAcle 900T Preventive Maintenance (PM)			
Company Name:	SPS CONSULTING SERVICE CO.,LTD.		
Address (Instrument Location):	7 SOI PHAHOLYOTHIN 24,PHAHOLYOTHIN RD. JOMPOL,CHATUCHAK, BANGKOK 10110		
Serial Number:	PTCS14111103	PM Number:	1-2
Customer Name (if applicable):	K. PHENPHA	Telephone Number:	083-926-9252
Customer Support Engineer Name:	K. DUANG	Service Order Number:	WO-02044564
Date PM Performed: (DD-MMM-YYYY)	06-Jan-2023	Next PM Due Date: (DD-MMM-YYYY)	06-Jul-2023
Standard Labor Hours to Complete PM :		5 hours	

Part Number	Release	Publication Date	
09370143 Rev.9	A	January 2018	

Scope

The purpose of this PM is to ensure the continued functionality of the PinAAcle 900T by inspecting and replacing any worn or damaged parts. This service should only be performed by a trained representative of PerkinElmer.

The customer should save their method before the PM begins.

General Instructions:

The customer must provide the engineer operational data to demonstrate recent instrument performance prior to starting the PM. Always check with the customer before making any changes that may affect the customer's analysis or calibration, including a current back-up of system software and/or data files. The completed document should be signed by an authorized PerkinElmer and customer representative and left with the customer. Update the PM sticker and instrument logbook as required.

Copyright Information

This document contains proprietary information that is protected by copyright. All rights are reserved. No part of this publication may be reproduced in any form whatsoever or translated into any language without the prior, written permission of PerkinElmer, Inc. **Copyright © 2013 PerkinElmer, Inc.**

Trademarks

Registered names, trademarks, etc. used in this document, even when not specifically marked as such, are protected by law. PerkinElmer is a registered trademark of PerkinElmer, Inc. All other trademarks and registered trademarks not owned by PerkinElmer, Inc. or its subsidiaries that are depicted herein are the property of their respective owners.

Except as specifically set forth in its terms and conditions of sale, PerkinElmer makes no Warranty of any kind with regard to this document, including, but not limited to, the implied warranties of merchantability and fitness for a particular purpose.

PerkinElmer shall not be liable for incidental or consequential damages in connection with the furnishing or use of this document.

Component List

Component / Specific Model	Serial #	Configuration Notes
AS900	AS9S14B1002	WINLAB 32

Parts Lists

Parts Included with the PM		
Part Number (if applicable)	Description	Quantity
B0501696	Fan Filters	2
B3002013	THGA Contact Cylinders	1
B3141064	Glycerol for THGA Cooling	N/A
N3160156	O-Ring Kits for Sampling Introduction (Stainless Steels Nebulizer)	N/A
N3160157	O-Ring Kits for Sampling Introduction (Plastic Nebulizer)	2
N9301714	Replacement Acetylene Filter Cartridge	1
TH001022	Replacement Air Filter Cartridge	2

Additional Reagents and Standards Required for PM				
Part Number (if applicable)	Description	Quality	Batch/Lot #	Expired Date (MM/YY)
N9300183	1000 mg/L Copper Standard	AR	26-87CUY1	30-Jan-2024
N9300244	GFAAS Mixed Standard	AR	56-021CRY1	30-Jun-2023

Additional Reagents and Standards Required for PM (Customer Support Solution)				
Part Number (if applicable)	Description	Quantity	Batch/Lot #	Expiration Date (MM/YY)
N/A	DI Water	250 ml.	AR	AR
N/A	0.5% HNO ₃	250 ml.	AR	AR

Additional Tools Required for PM			
Part Number (if applicable)	Description	Quantity	Serial #
N1013000	0.2A Neutral density filter	1	MG0-252
N1013002	1.0A Neutral density filter	1	MG2-358
B3100652 Or N9307029	Electronic Flow Meter	1	NA
B0505495	Test Jig	1	NA
03030997	System 2 EDL Driver	1	03030997
N3050605	As System 2 EDL	1	16148
N3050121	Cu Lumina HCL	1	092216-010130
N3050109	Ba Lumina HCL	1	102416-040160
N3050139	K Lumina HCL	1	110716-010060
N3050152	Ni Lumina HCL	1	100516-030190
N3050119	Cr Lumina HCL	1	091911-020150

Procedure Checklist

Use (✓) to check off those steps in the checklist that have been completed.

1. General:

- ☒ Review the instrument performance with the customer and document any recent problems.
- ☒ Inspect the customer log book and make any appropriate PM entries.
- ☒ Perform general inspection of system for cleanliness.

2. PC Instrument Software:

- ☒ Instrument Software user files/databases archived, packed, and/or deleted as needed.

3. Mechanical:

- ☒ Inspect and clean all fans and filters. Replace filters if necessary
- ☒ Inspect all gas and water lines for leaks and/or wear. Replace if needed. Thoroughly inspect all quick connects. Replace the Y connector, P/N 09921079, if needed.
- ☒ Clean exterior of the instrument.

3.1 Flame Technique

- ☒ Inspect the burner head, burner chamber, and nebulizer. Clean if needed as stated in the Hardware Guide.
- ☒ Check burner head dimensions with the feeler gauge as stated in the Hardware Guide in the Maintenance chapter section on cleaning the burner head and checking sloth width. Replace if out of specification
- ☒ Check the condition of the end cap, burner head, and nebulizer O-rings. Replace if necessary.
- ☒ Check the drain system for signs of wear. Replace worn or damaged parts.
- ☒ Visually check for proper flame conditions when igniting the Air-C2H2 and N2O-C2H2 flames (if applicable).

3.2 THGA Technique

- ☒ Inspect the pole pieces and clean where the pole pieces contact the furnace. Replace the pole piece p-rings as needed, P/N's B0501018 & B0501250. Grease the O-rings as needed with Apiezon L grease, P/N 09905148
- ☒ Inspect the four insulation pads on the front contact housing of the THGA in furnace. If the pads are missing replace the THGA furnace or replace the insulator pads on the furnace.
- ☒ Inspect the graphite tube and clean the contact cylinders. Replace if necessary.
- ☒ Check internal and external gas flows with the Electronic Gas Flow Meter and the Gas Flow Test Probe as described in the Service Manual. Correct if necessary.
- ☒ Check furnace open/close function.
- ☒ Verify the operation of the GFTV Camera for proper operation and viewing alignment in the furnace camera Tube View window. Align if needed.
- ☒ Check the operation of the Halogen Light ASSY for the GFTV Camera. Replace if needed.
- ☒ Check the water level/quality in the recirculation (if applicable). Add distilled water if necessary.
- ☒ Check the cooling system fluid flow rate with the FCS In-Line Flow Meter for proper levels if needed. Refer to SDB# COSY008.STN

- ✓ Perform Cooling System maintenance if needed per SDB# COSY005.STN.
- ✓ Check auto sampler operation.
- ✓ Perform an auto sampler check valve test as described in the Service Manual.
- ✓ Lubricate the spindles of the auto sampler pumps and all moving parts of the tray mechanics as described in the Service Manual.
- ✓ Inspect the auto sampler sampling capillary as described in the Service Manual. Replace if necessary.

4. Electrical:

- ✓ Inspect PC boards. Clean if necessary.
- ✓ Carefully check all internal and external cable connections.
- ✓ Check instrument firmware revisions upgrade to current levels (if necessary)
- ✓ Run Diagnostics Test within the Advanced function of the Spectrometer page. Check the results in the service log folder in the Spectrometer BM Log Viewer.

5. Optics:

- ✓ Inspect and clean the sample compartment windows, if needed.
- ✓ Inspect and clean the furnace windows, if needed.
- ✓ Inspect and clean the GFTV camera lens, if needed.
- ✓ Inspect optics. Clean or replace if necessary,

6. Gasses:

- ✓ Verify that the Gasses supplied to the instrument are within the pressure and purity specifications found in the PinAAcle 900 Series Pre-installation Checklist SDB.
- ✓ Verify that the air filter element is dry. Replace if necessary.

7. Flame Interlock Check:

Description: Check to ensure that all safety interlocks are closed.

Parameter	Specification	Test Results	Pass/Fail
Flame Sensor	Air/C ₂ H ₂ Flame correctly shuts down	Active	Passed
Drain Sensor	Air/C ₂ H ₂ Flame correctly shuts down	Active	Passed
Nebulizer Sensor	Air/C ₂ H ₂ Flame correctly shuts down	Active	Passed
C ₂ H ₂ Pressure Sensor	Air/C ₂ H ₂ Flame correctly shuts down	Active	Passed
Air Pressure Sensor	Air/C ₂ H ₂ Flame correctly shuts down	Active	Passed
Burner Head Sensor	Choosing Nitrous Oxide as the oxidant should trigger an interlock shuts down	Active	Passed

8. After PM Performance tests [Flame]:

8.1 Detector Linearity with Barium

Description: Ensures that the detector is linear in the Visible Range.

Parameter	Specification	Certificate Value at 553.6 nm (Abs.)	Test Results	Pass/Fail
1.0 A ND Filter	± 5% from Cert.	0.9798	0.1982	Passed
0.2 A ND Filter	± 5% from Cert.	0.2042	0.9942	Passed

8.2 Baseline Noise at 1.0 Absorbance with Barium

Description: Ensures that a high absorbance will not produce excessive noise.

Parameter	Specification	Results	Pass/Fail
Standard Deviation	≤ 0.010	0.0014	Passed

8.3 AA Baseline Noise with Copper

Description: Check baseline noise.

Parameter	Specification	Results	Pass/Fail
Standard Deviation	≤ 0.001	0.0001	Passed

8.4 D₂ Background Compensation with Copper

Description: Verifies the instruments ability to compensate for Background absorption.

Parameter	Specification	Results	Pass/Fail
Standard Deviation	≤ 0.010	0.0083	Passed

8.5 AA-BG Baseline Noise with Copper

Description: Ensures that background correction does not produce excessive noise.

Parameter	Specification	Results	Pass/Fail
Standard Deviation	≤ 0.005	0.0002	Passed

8.6 AA-BG Baseline Noise with Arsenic

Description: Ensures that background correction does not produce excessive noise at a low wavelength.

Parameter	Specification	Results	Pass/Fail
Standard Deviation	≤ 0.005	0.0021	Passed

8.7 Flame Sensitivity

Description: Instrument Sensitivity checked against Copper standard.

Standard Copper Sensitivity	Specification	Results (Abs.)	Pass/Fail
5 mg/L Sensitivity SS Neb (if applicable)	> 0.250 Abs.	NA	Not Applicable
2 mg/L Sensitivity HS Neb (if applicable)	> 0.250 Abs.	0.3281	Passed

9. After PM Performance tests [THGA]:

9.1 Furnace Gas Flows

Description: Ensures the flow rates are within specification.

Parameter	Specification	Test Results	Pass/Fail
Internal Flow Rate	250 mL/min \pm 25 mL/min	255	Passed
External Flow Rate	100 mL/min \pm 10 mL/min	105	Passed

9.2 Chromium Baseline Noise

Description: Signal to noise check.

Parameter	Specification	Results	Pass/Fail
Baseline Noise	≤ 0.005 Abs.	0.0000	Passed
Standard Deviation	≤ 0.005	0.0002	Passed

9.3 Chromium Characteristic Mass and Precision

Description: Calculate the characteristic mass using the characteristic mass tool and precision from the integrated absorbance values.

Parameter	Specification	Results	Pass/Fail
Cr m_0 Results	≤ 7.0 pg/0.0044 A-s	5.7	Passed
Precision	≤ 2.0 %	0.74	Passed

9.4 Copper Characteristic Mass and Zeeman Ratio

Description: Calculate the characteristic mass using the characteristic mass tool and check the Zeeman Ratio.

Parameter	Specification	Results	Pass/Fail
Cu m_0 Result	≤ 16.5 pg/0.0044 A-s	12.3	Passed
Zeeman Ratio	0.52 ± 0.04	0.54	Passed

10. Review:

- ☒ Review with the customer PM work performed.
- ☒ Review with the customer routine maintenance procedures.
- ☒ Discuss recommended customer supplied materials to have on hand.
- ☒ Attach PM sticker.

Additional Comments

Additional Comments Regarding the PM	
Zeeman Ratio	$= \frac{\text{Atomic Signal (Peak area)}}{\text{Atomic Signal (Peak area)} + \text{Background Signal (Peak area)}}$ $= \frac{0.1855}{0.1855 + 0.1563}$ $= 0.54$
REPLACE PM KIT	

Review

<i>The preventive maintenance checks and if applicable performance tests for PinAAcle 900T have been completed.</i>	
This PinAAcle 900T Passes <input checked="" type="checkbox"/> Fails <input type="checkbox"/> the preventive maintenance.	
Review of Preventive Maintenance:	
Authorized PerkinElmer Representative:	<div></div> Date: 06-Jan-2023 (DD-MMM-YYYY)
Authorized Customer Representative:	<div></div> Date: 06-Jan-2023 (DD-MMM-YYYY)

Certificate No.: CP20230237EA

Operation No.: CP2023050020

Certificate of Calibration

Equipment: Sound Level Meter

Manufacturer: 01dB (Meter), G.R.A.S. (Microphone), 01dB (Preamplifier)

Model/Type: CUBE (Meter), 40CD (Microphone), PRE22 (Preamplifier)

Serial No.: 11443 (Meter), 330627 (Microphone), 1610795 (Preamplifier)

ID No.: 11443 (Extension cable)

Customer: IRPC Public Company Limited.

Address: 299 Moo 5, Sukhumvit Rd., Tumbon Chungnern,
Amphor Muang, Rayong 21000

Received Date: 29 May 2023

Calibrated Date: 31 May 2023 - 1 June 2023

Issued Date: 2 June 2023

Calibrated by: Ms. Juntaporn Kunhakom

Approved by:

Group Manager

This report was prepared electronically using applicable electronic signature. Printing or copy of file are considered as a copy of the document.

The reported uncertainty of measurement was based on standard uncertainty multiplied by a coverage factor (k) providing a level of confidence of approximately 95%. This certificate may not be reproduced other than in full except with the prior written approval of the Electrical and Electronics Institute, Foundation for Industrial Development.

Certificate No.: CP20230237EA

Calibration Report

Equipment: Sound Level Meter
 Manufacturer: 01dB (Meter), G.R.A.S. (Microphone), 01dB (Preamplifier)
 Model/Type: CUBE (Meter), 40CD (Microphone), PRE22 (Preamplifier)
 Serial No.: 11443 (Meter), 330627 (Microphone), 1610795 (Preamplifier)
 ID No.: 11443 (Extension cable)
 Ambient Temperature: (23 ± 2) °C
 Relative Humidity: (50 ± 15) %
 Pressure: (101.3 ± 1.5) kPa
 Method of Calibration :-
 IEC 61672-3:2013.

Condition of this result of calibration

1. Reference standards instrument :-

Instrument	Model	Serial No.	Cert. No.	Due Date
1) Standard microphone	4180	2787490	AA-1024-22	6 November 2023
2) Arbitrary Function Generator	AFG2021	C010063	CK20220059EA	19 June 2023
3) Programmable Attenuator	PA5	2755	EF-0034-22	30 October 2023
4) 6.5 Digit precision multimeter	8846A	9610014	CB20220223EA	14 November 2023
5) Pressure humidity and Temperature Transmitter	PTU301	F0640002	CL1-P230024 CD20220164EA	20 March 2024 24 July 2023
6) Pressure humidity and Temperature Transmitter	PTU301	F0640003	CL1-P230032 CD20220165EA	4 April 2024 24 July 2023
7) Performance Audio Analyzer	U8903B	MY56510003	CB20230038EA CK20220080EA	14 February 2024 8 September 2023

2. This result of calibration was found accurate as shown on date and place of calibration only.

3. This certification is traceable to the international system of unit maintained at :-

Reference standards instrument for Acoustic function

- National Institute of Metrology (Thailand)

Reference standards instrument for Electrical function

- National Institute of Metrology (Thailand)

- Electrical and Electronics Institute; NSC Accredited Calibration No.0119

Result of Calibration:-

Function : 1. Indication at the calibration check frequency

Reference Acoustic Signal (dB)	Correction for Microphone Model 40CD (dB)	Effective Calibration Level (dB)	Measured value (dB)	Deviation (dB)	Acceptance limits (dB)
-	-	-	-	-	-

Certificate No.: CP20230237EA

Calibration Report

Function : 2. Self-generated Noise

2.1 Microphone Installed

Measured value (dB)
16.9

2.2 Microphone replaced by the electrical input signal device

Frequency Weighting	Measured value (dB)
A-weighting	10.8
C-weighting	11.5
Z-weighting	19.1

Function : 3. Acoustical signal tests of frequency weightings (With Windscreen)

Meter free-field acoustic response at a level of 84 dB.

Frequency (Hz)	Deviation from various Frequency Weighting Response Curve			
	C-Weighting (dB)	A-Weighting (dB)	Z-Weighting (dB)	Acceptance limits (dB)
125	-0.2	-0.3	-0.2	±1.0
1000	0.3	0.3	0.3	±0.7
8000	-0.5	-0.5	0.0	+1.5; -2.5

Function : 4. Electrical signal tests of frequency weightings

Weighting network response with relative to 1 kHz.

Frequency (Hz)	Deviation from various Frequency Weighting Response Curve			
	C-Weighting (dB)	A-Weighting (dB)	Z-Weighting (dB)	Acceptance limits (dB)
63	0.0	-0.1	0.0	±1.0
125	0.2	-0.1	0.1	±1.0
250	0.2	0.1	0.0	±1.0
500	0.2	0.1	0.2	±1.0
1000	0.2	0.2	0.2	±0.7
2000	0.1	0.1	0.1	±1.0
4000	0.9	0.8	0.9	±1.0
8000	0.0	-0.1	0.4	+1.5; -2.5
16000	-9.7	-9.7	-4.3	+2.5; -16.0

Certificate No.: CP20230237EA

Calibration Report

Function : 5. Frequency and time weighting at 1 kHz

5.1 Frequency weighting at 1 kHz

Frequency Weighting	Measured value (dB)	Deviated value (dB)	Acceptance limits (dB)
C-weighting	94.0	0.0	±0.2
A-weighting	94.0	0.0	±0.2
Z-weighting	94.0	0.0	±0.2

5.2 Time weighting at 1 kHz

Time Weighting	Measured value (dB)	Deviated value (dB)	Acceptance limits (dB)
Fast	94.0	0.0	±0.1
Slow	94.0	0.0	±0.1
LAeq	94.0	0.0	±0.1

Function : 6. Long-Term Stability

Long-term stability over 30 minutes, with steady 1 kHz signal at reference level.

Time Period to Apply Signal (min)	Reference SPL (dB)	Record SPL at Conclusion of Time Period (dB)	Deviated value (dB)	Acceptance limits (dB)
30	94.0	94.0	0.0	±0.1

Function : 7. Level Linearity on the reference level range

7.1 Level Linearity on the reference level range, Upper

Anticipated Value (dB)	Measured value (dB)	Deviated value (dB)	Acceptance limits (dB)
94.0	94.0	0.0	±0.8
99.0	99.0	0.0	±0.8
104.0	104.0	0.0	±0.8
109.0	108.9	-0.1	±0.8
114.0	113.9	-0.1	±0.8
119.0	118.9	-0.1	±0.8
124.0	123.9	-0.1	±0.8
129.0	128.9	-0.1	±0.8
134.0	133.8	-0.2	±0.8

Certificate No.: CP20230237EA

Calibration Report

7.2 Level Linearity on the reference level range, Lower

Anticipated Value (dB)	Measured value (dB)	Deviated value (dB)	Acceptance limits (dB)
94.0	94.0	0.0	±0.8
89.0	89.0	0.0	±0.8
84.0	84.0	0.0	±0.8
79.0	79.0	0.0	±0.8
74.0	74.0	0.0	±0.8
69.0	69.0	0.0	±0.8
64.0	64.0	0.0	±0.8
59.0	59.0	0.0	±0.8
54.0	54.0	0.0	±0.8
49.0	49.0	0.0	±0.8
44.0	44.0	0.0	±0.8
39.0	39.0	0.0	±0.8
34.0	34.0	0.0	±0.8
29.0	29.0	0.0	±0.8
24.0	24.2	0.2	±0.8

Function : 8. Tone burst response

Time Weighting	Tone burst duration, Tb (ms)	Measured value (dB)	Deviated value (dB)	Acceptance limits (dB)
Fast	200	134.0	0.0	±0.5
	2	117.0	0.0	+1.0 ; -1.5
	0.25	107.8	-0.2	+1.0 ; -3.0
Slow	200	127.6	0.0	±0.5
	2	108.0	0.0	+1.0 ; -3.0
LAE	200	128.0	0.0	±0.5
	2	108.0	0.0	+1.0 ; -1.5
	0.25	98.9	-0.1	+1.0 ; -3.0

Function : 9. Peak C sound level

Number of cycles in test signal	Anticipated Value (dB)	Measured value (dB)	Deviated value (dB)	Acceptance limits (dB)
Complete cycle	133.4	133.6	0.2	±2.0
Positive half cycle	132.4	131.6	-0.8	±1.0
Negative half cycle	132.4	131.6	-0.8	±1.0

Function : 10. Overload indication

Measured value (dB)		Deviated value (dB)	Acceptance limits (dB)
Positive one-half cycle	Negative one-half cycle		
138.9	140.1	1.2	±1.5

Certificate No.: CP20230237EA

Calibration Report

Function : 11. High-Level Stability

High-level stability over 5 minutes, with steady 1 kHz signal, 1 dB below upper boundary.

Time Period to Apply Signal (min)	Reference SPL (dB)	Record SPL at Conclusion of Time Period (dB)	Deviated value (dB)	Acceptance limits (dB)
5	137.0	137.0	0.0	±0.1

Uncertainty of measurement

Function	Uncertainty (dB)	Maximum-permitted uncertainty of measurement (dB)
1) Indication at the calibration check frequency	0.30	Not applicable
2) Self-generated Noise	0.10	Not applicable
3) Acoustical signal tests of frequency weightings - Free-field sound pressure response level	0.30	0.60 (10Hz to 4kHz) 0.70 (>4kHz to 10kHz)
4) Electrical signal tests of frequency weightings	0.20	0.20
5) Frequency and time weighting at 1 kHz	0.20	0.20
6) Long-Term Stability	0.10	0.10
7) Level Linearity on the reference level range	0.30	0.30
8) Tone burst response	0.20	0.30
9) Peak C sound level	0.20	0.35
10) Overload indication	0.20	0.25
11) High-Level Stability	0.10	0.10

Remarks:

1. Indication at the calibration check frequency can not measured because customer does not provide a sound calibrator.
2. The acceptance limit is for the deviated value.
3. Acceptance limits was IEC61672-3:2013 Class 1.
4. The coverage factor $k = 2.00$

- - End of Report - -

THAILAND INSTITUTE OF SCIENTIFIC AND TECHNOLOGICAL RESEARCH (TISTR)

Request No. 21-65/0455

MTC No. EEL. BP. 41/0465

CALIBRATION CERTIFICATE

Submitted by : S.P.S. Consulting Service Co.,Ltd.

Address : 7 Soi Phaholyothin 24, Phaholyothin Road, Jompol, Chatuchak, Bangkok 10900.

Calibrated at : Electrical and Electronic Standards Laboratory, Industrial Metrology and Testing Service Centre.
: Soi 1C, Bangpoo Industrial Estate, Sukhumvit Rd., Muang, Samutprakan 10280.

Instrument Calibrated :

Description : Sound Calibrator

Manufacturer : ACO

Model : 2127

Serial No. : 130006

Ambient Environment

Temperature : $(23 \pm 3) ^\circ\text{C}$

Relative Humidity : $(50 \pm 15) \%$

Ambient Pressure : $(101.325 \pm 1.500) \text{ kPa}$

Standards used : 1. Digital Function Synthesizer NF Electronic DF-193A S/N 122037.

2. Measuring Amplifier Bruel&Kjaer 2636 S/N 1537484.

3. Programmable Attenuator Tamagawa TPA-303A S/N OF 2214.

4. Digital Multimeter Agilent 34401A S/N MY44005560.

5. Pressure Transmitter Vaisala PTB202AD S/N T0650001.

6. Audio Analyzer Keithley 2015-P S/N 4106495.

7. Condenser Microphone Bruel&Kjaer 4180 S/N 2889871.

Calibration Procedure: CP-102-04 based on IEC 60942-2003. The sound pressure level of instrument was measured by standard microphone using an insert voltage technique.

This instrument has been calibrated against standards maintained at Electrical and Electronic Standards Laboratory (EEL), which are traceable to the International System of Units through the National Institute of Metrology (Thailand).

The information on actual reading is attached herewith and the uncertainty limits quoted refer to the measured values only.

Date of Receipt : 22 Apr. 2022

Date of Calibration : 28 Apr. 2022

The results relate only to the items tested/calibrated or value assigned.

Advertising the Report/Certificate and publicity of the results except in full are prohibited unless written permission is obtained from the governor of TISTR.

FM.BL.MTC.002 Rev.4

THAILAND INSTITUTE OF SCIENTIFIC AND TECHNOLOGICAL RESEARCH (TISTR)

Request No. 21-65/0455

MTC No. EEL. BP. 41/0465

The reported expanded uncertainty is based upon a standard uncertainty multiplied by a coverage factor $k = 2$, providing a level of confidence of approximately 95%.

Nominal Output of Unit Under Test = 94 dB re 20 μ Pa at 1000 Hz

Acoustic Output in dB re 20 μ Pa, Corrected to Reference Conditions: 101.325 kPa, 23.0 °C and 50 %RH.

1. Sound Pressure Level

Standard Microphone Type	Measured Sound Pressure Level (dB)	Deviated value (dB)	Uncertainty (dB)	Tolerance limit IEC60942:2003 Class 1
1/2 inch Bruel&Kjaer 4180	93.93	-0.07	± 0.10	± 0.40 dB

2. Frequency


Standard Microphone Type	Measured Frequency (Hz)	Deviated value (Hz)	Uncertainty (Hz)	Tolerance limit IEC60942:2003 Class 1
1/2 inch Bruel&Kjaer 4180	999.9	-0.1	± 1.5	$\pm 1.0\%$

3. Total Distortion

Standard Microphone Type	Measured Total Distortion (%)	Uncertainty (%)	Tolerance limit IEC60942:2003 Class 1
1/2 inch Bruel&Kjaer 4180	1.44	± 0.50	$\pm 3.0\%$

- Note :
1. No adjustment.
 2. The calibrator pressure correction was not included.
 3. The microphone volume correction was not included.

Calibrated by :



Approved by :



Date of Calibration : 28 Apr. 2022

Date of Issue : 28 Apr. 2022

Electrical and Electronic Standards Laboratory
Industrial Metrology and Testing Service Centre

Ref : 2011265042601787001

2 / 2

End of Certificate

The results relate only to the items tested/calibrated or value assigned.

Advertising the Report/Certificate and publicity of the results except in full are prohibited unless written permission is obtained from the governor of TISTR.

FM.BL.MTC.002 Rev.4

THAILAND INSTITUTE OF SCIENTIFIC AND TECHNOLOGICAL RESEARCH (TISTR)

Request No. 21-66/0413

MTC No. EEL. BP. 109/0366

CALIBRATION CERTIFICATE

Submitted by : S.P.S. Consulting Service Co.,Ltd.

Address : 7 Soi Phaholyothin 24, Phaholyothin Road, Jompol, Chatuchak, Bangkok 10900.

Calibrated at : Electrical and Electronic Standards Laboratory, Industrial Metrology and Testing Service Centre.
: Soi 1C, Bangpoo Industrial Estate, Sukhumvit Rd., Muang, Samutprakan 10280.

Instrument Calibrated :

Description : Sound Calibrator

Manufacturer : ACO

Model : 2127

Serial No. : 130006

Ambient Environment

Temperature : $(23 \pm 3) ^\circ\text{C}$

Relative Humidity : $(50 \pm 15) \%$

Ambient Pressure : $(101.325 \pm 1.500) \text{ kPa}$

Standards used : 1. Digital Function Synthesizer NF Electronic DF-193A S/N 122037.
2. Measuring Amplifier Bruel&Kjaer 2636 S/N 1537484.
3. Programmable Attenuator Tamagawa TPA-303A S/N OF 2214.
4. Digital Multimeter Agilent 34401A S/N MY44005560.
5. Pressure Transmitter Vaisala PTB202AD S/N T0650001.
6. Audio Analyzer Keithley 2015-P S/N 4106495.
7. Condenser Microphone Bruel&Kjaer 4180 S/N 2889871.

Calibration Procedure: CP-102-04 based on IEC 60942-2003. The sound pressure level of instrument was measured by standard microphone using an insert voltage technique.

This instrument has been calibrated against standards maintained at Electrical and Electronic Standards Laboratory (EEL), which are traceable to the International System of Units through the National Institute of Metrology (Thailand).

The information on actual reading is attached herewith and the uncertainty limits quoted refer to the measured values only.

Date of Receipt : 27 Mar. 2023

Date of Calibration : 29 Mar. 2023

The results relate only to the items tested/calibrated or value assigned.

Advertising the Report/Certificate and publicity of the results except in full are prohibited unless written permission is obtained from the governor of TISTR.

FM.BL.MTC.002 Rev.4

Head Office

35 Mu 3 Tambon Khlong Ha, Amphoe Khlong Luang,
Changwat Pathumthani 12120, Thailand
Tel. (66) 0 2577 9000
Fax. (66) 0 2577 9009
E-mail : rumpai@tistr.or.th Website:www.tistr.or.th

Office/Laboratory

Soi 1C, Bangpoo Industrial Estate, Sukhumvit Road,
Amphoe Muang, Changwat Samutprakan 10280, Thailand
Tel. (66) 0 2323 1672-80 ext. 115, 116
Fax. (66) 0 2323 9165
E-mail : mtc@tistr.or.th

Office

196 Phahonyothin Road, Chatuchak, Bangkok 10900,
Thailand
Tel. (66) 0 2579 1121-30 ext. 5219, 5225, 5217
Fax. (66) 0 2579 8592
E-mail : sumalee@tistr.or.th

THAILAND INSTITUTE OF SCIENTIFIC AND TECHNOLOGICAL RESEARCH (TISTR)

Request No. 21-66/0413

MTC No. EEL. BP. 109/0366

The reported expanded uncertainty is based upon a standard uncertainty multiplied by a coverage factor $k = 2$, providing a level of confidence of approximately 95%.

Nominal Output of Unit Under Test = 94 dB re 20 μ Pa at 1000 Hz

Acoustic Output in dB re 20 μ Pa, Corrected to Reference Conditions : 101.325 kPa, 23.0°C and 50 %RH

1. Sound Pressure Level

Standard Microphone Type	Measured Sound Pressure Level (dB)	Deviated value (dB)	Uncertainty (dB)	Tolerance limit IEC60942:2003 Class 1
1/2 inch Bruel&Kjaer 4180	93.94	-0.06	± 0.10	± 0.40 dB

2. Frequency

Standard Microphone Type	Measured Frequency (Hz)	Deviated value (Hz)	Uncertainty (Hz)	Tolerance limit IEC60942:2003 Class 1
1/2 inch Bruel&Kjaer 4180	999.9	-0.1	± 1.5	$\pm 1.0\%$

3. Total distortion


Standard Microphone Type	Measured Total distortion (%)	Uncertainty (%)	Tolerance limit IEC60942:2003 Class 1
1/2 inch Bruel&Kjaer 4180	1.80	± 0.50	$\pm 3.0\%$

Note : 1. No adjustment.

2. The calibrator pressure correction was not included.

3. The microphone volume correction was not included.

Calibrated by :



Approved by :


(Mr. Prawate Kluaypa)
Director

Electrical and Electronic Standards Laboratory

Industrial Metrology and Testing Service Centre

Date of Calibration : 29 Mar. 2023

Date of Issue : 30 Mar. 2023

Ref : 2011266032701228001

End of Certificate

2 / 2

The results relate only to the items tested/calibrated or value assigned.

Advertising the Report/Certificate and publicity of the results except in full are prohibited unless written permission is obtained from the governor of TISTR.

FM.BL.MTC.002 Rev.4

Head Office

35 Mu 3 Tambon Khlong Ha, Amphoe Khlong Luang,
Changwat Pathumthani 12120, Thailand
Tel. (66) 0 2577 9000
Fax. (66) 0 2577 9009
E-mail : rumpai@tistr.or.th Website:www.tistr.or.th

Office/Laboratory

Soi 1C, Bangpoo Industrial Estate, Sukhumvit Road,
Amphoe Muang, Changwat Samutprakan 10280, Thailand
Tel. (66) 0 2323 1672-80 ext. 115, 116
Fax. (66) 0 2323 9165
E-mail : mtc@tistr.or.th

Office

196 Phahonyothin Road, Chatuchak, Bangkok 10900,
Thailand
Tel. (66) 0 2579 1121-30 ext. 5219, 5225, 5217
Fax. (66) 0 2579 8592
E-mail : sumalee@tistr.or.th

DATA SHEET FOR CALIBRATION / VERIFICATION AND INSPECTION


Calibration

Verification

Inspection
เครื่องมือ / อุปกรณ์ ที่สอบเทียบหรือทวนสอบ

Equipment / Tools : Multimeter (pH , DO) Tag No. / I.D. No. : L09-AT-SP003-A2 Serial No. : 130500088588

Cal. / Ver. date : 4/4/2022
เครื่องมือ / อุปกรณ์ที่เป็น Master

Equipment / Tools :	I.D. No.	Model /Serial No.	Cert. No.	Expired date

Reference Materials ที่ใช้

Chemical	Grade	Assay (%)	Cert. No.	Expired date
Buffer pH 4.00 ; Lot No. HC99677935				31/7/2022
Buffer pH 7.00 ; Lot No. HC04269139				31/10/2023
Buffer pH 10.00 ; Lot No. HC02905338				30/6/2023

Calibration / verification item	Result	Error	Acceptance Criteria	Pass / Fail
1.การสอบเทียบ Observed Slope (slope)	98	-	95 to 105%	Pass
2.verification pH6.86	6.85	-0.01	± 0.05	Pass

Inspection item	Result	Correction
1.ตรวจเช็คสภาพพร้อมใช้งาน	ปกติ	

Next Due date 31/5/2022

Certificate of Analysis – Certified Reference Material

Certipur® Buffer solution pH 10.00 (20°C)

Certified Reference Material for pH measurement

Product no.: 1.09438.1000
Lot no.: HC02905338
Description of CRM: Certipur® Buffer solution pH 10.00 (20°C)
Certified Reference Material for pH measurement
Expiry date: 2023/06/30
Storage: +15°C to +25°C tightly closed in the original container
Composition: boric acid / potassium chloride / sodium hydroxide



Certified value

Associated uncertainty, $U=k \cdot u$
($k=2$)

pH value 10.01

 ± 0.03 (20°C)

Metrological traceability:

The pH value of this certified buffer solution is directly traceable to primary certified reference materials characterised by PTB and verified by SRMs from NIST.

NIST 189c, 188, 185i, 186 Ig, 186 IIg, 187f

PTB OX-405/18, TA-442/19, PHT-340/16, PHO-346/16, BO-373/17

PTB: Physikalisch Technische Bundesanstalt, Braunschweig, Germany

NIST: National Institute of Standards and Technology, Gaithersburg, USA.

Measurement method:

pH value is measured with a combined glass electrode after 5-point calibration according to DIN 19268 with reference buffer solutions according to DIN 19266, IUPAC, NIST, Ph.Eur. and USP.

Accreditation:

Merck KGaA, Darmstadt, Germany is accredited by the German accreditation authority DAkkS as registered reference material producer D-RM-15185-01-00 in accordance with ISO 17034 and registered calibration laboratory D-K-15185-01-00 according to DIN EN ISO/IEC 17025.

Certificate issue date:

2020/06/24



ISO 17034



ISO/IEC 17025

CRM released by Approving Officer
or delegate LS-OII-QS3

Dipl.-Ing. Ayfer Yildirim
Responsible Manager of LS-OII-QS3
(Calibration Laboratory D-K-15185-01)



Intended use:	This reference material is intended for use as a calibration standard for pH instruments or pH electrodes or as a control sample for measuring the pH value.
Instructions for handling and correct use:	The pH value is strongly dependent on the temperature. It is therefore necessary to keep the temperature constant within the measurement.
Health and safety information:	Please refer to the Safety Data Sheet for detailed information about the nature of any hazard and appropriate precautions to be taken.
Preparation:	This reference material is prepared gravimetrically from boric acid, potassium chloride, sodium hydroxide and high purity water.

Associated uncertainty:

The expanded uncertainty U_{CRM} is calculated as $U_{CRM} = k \cdot u_{CRM}$, where $k = 2$ is the coverage factor for a 95% coverage probability and u_{CRM} is the combined standard uncertainty in accordance to ISO 17034.

The combined uncertainty u_{CRM} is derived from combination of the squared uncertainty contributions:

$$u_{CRM} = \sqrt{u^2_{Characterisation} + u^2_{Homogeneity} + u^2_{Stability}}$$

$u_{characterisation}$:	is the uncertainty in accordance with DIN EN ISO/IEC 17025 which includes the contributions of the primary reference material and the measuring system.
$u_{homogeneity}$:	is the between-bottle variation in accordance with ISO 17034. The assessment of homogeneity is performed by analysis of a representative number of systematically chosen sample units.
$u_{stability}$:	is the uncertainty obtained from short-term and long-term stability in accordance with ISO 17034. The stability studies are the basis for the quantification of the expiry date of this reference material for the unopened bottle.

Informative values:

Temperature dependence ¹ :	Temperature [°C]	Δ pH
	0	+ 0.26
	5	+ 0.17
	10	+ 0.11
	15	+ 0.05
	20	± 0
	25	- 0.06
	30	- 0.11
	35	- 0.16
	40	- 0.18
	50	- 0.26

¹Temperature deviation data provided for reference only. Values are not batch-specific and should not be considered certified values.

For more detailed information please read the certification report on our website.

Certificate of analysis revision history:

Certificate version	Date	Reason for version
01	2020/06/24	Initial version





Certificate of Calibration

Equipment: pH METER
Model: HQ40d
Serial No. (or ID.): 130500088588 (201000002308)
Manufacturer: Hach
Electrode Serial No.: 210362614404
Condition: In Condition

Certificate No.: C07220217
Issued Date: 27 April 2022
Job No.: KSPR2205346
Page: 1 of 3
Model: PHC201
Brand: Hach

Customer: IRPC PUBLIC CO., LTD.
299 Moo 5, Sukhumvit Road, Tambol Choengneon,
Amphur Muang, Rayong 21000 Thailand

Environment Condition: Temperature 25.7 °C ± 0.8 °C
Humidity 66.5 %RH ± 2.4 %RH

Calibration Place: IRPC PUBLIC CO., LTD.(Gc Lab 207)
299 Moo 5, Sukhumvit Road, Tambol Choengneon,
Amphur Muang, Rayong 21000 Thailand

Calibration By: Mr. Dumrong Boonsopon

Calibration Date: 27 April 2022

The Method used: In house method, SPCC-WI-58, base on ASTM E 70-07

Traceability: This certificate is traceable to SI Units, Sample Test is assured through primary measurement method Harned cell, through CPAchem Ltd. (ISO/IEC 17034) Certificate No. 794132, 794134, 794133 And pH Scale traceable to the SI Units maintained by National Institute of Metrology (NIMT), Thailand through Industrial Foundation Electrical and Electronics Institute Certificate No. CA20210028EA

Person in charge

Authorized signatory

This certificate is issued the units of measurement according to the International System of Units (SI). It provides traceability of measurement to international or national standard or other recognized national standard laboratories.

The measurement uncertainty stated is the expanded uncertainty which is obtained from the standard uncertainty multiplied by the coverage factor (k=2) to provide a level of confidence of approximately 95%. It is determined in accordance with the Guide to Expression of Uncertainty in Measurement (GUM).

These results may be affected by deviations from specified conditions. The results relate only to the items tested, calibrated or sampled. The report shall not be reproduced except in full without approval of SPC RT Co., Ltd.

Calibration Results:**pH Scale**

Input	pH Meter Reading			Uncertainty of Measurement (mV)	Coverage Factor (k)
	(mV)	Error (mV)	(pH)		
414.12	414.0	-0.12	-	0.065	2.00
354.96	354.8	-0.16	0.999	0.065	2.00
295.8	295.7	-0.10	1.999	0.065	2.00
236.64	236.6	-0.04	2.999	0.065	2.00
177.48	177.4	-0.08	4.000	0.065	2.00
118.32	118.3	-0.02	5.000	0.065	2.00
59.16	59.1	-0.06	6.000	0.065	2.00
0	0.0	0.00	7.000	0.065	2.00
-59.16	-59.2	-0.04	8.000	0.065	2.00
-118.32	-118.3	0.02	9.000	0.065	2.00
-177.48	-177.5	-0.02	10.000	0.065	2.00
-236.64	-236.6	0.04	11.001	0.065	2.00
-295.8	-295.7	0.10	12.001	0.065	2.00
-354.96	-354.9	0.06	13.002	0.065	2.00
-414.12	-414.0	0.12	-	0.065	2.00

Electrode Test Results*

The three-point calibration using three standard buffer solutions; pH 4.008 , pH 6.985 and pH 10.015

The practical slope of the pH electrode; 58.09 (mV/pH), 98.19%

The zero point of the pH electrode; 6.70 (pH)

Sample Test Results

Standard Buffer Solution (pH)	Unit Under Calibration (pH)	Difference (pH)	Uncertainty of Measurement (pH)	Coverage Factor (k)
4.008	4.008	0.000	0.012	2.43
6.985	6.998	0.013	0.0097	2.05
10.015	10.023	0.008	0.013	2.00

* Calibration Marked " Not TISI Accredited " in this Certificate have been included for completeness.

The End of Certificate

ใบตรวจสอบสภาพเครื่องวัดสิ่งแวดล้อม

เลขที่ใบงาน: KSPR2205346

ชนิดเครื่องมือ: pH METER

รุ่น: HQ40d

หมายเลขเครื่อง: 130500088588

ตรวจสอบ (รับ)		รายการตรวจเช็ค	ตรวจสอบ (ส่ง)		หมายเหตุ
27 Apr 2022			27 Apr 2022		
ปกติ	ไม่ปกติ		ปกติ	ไม่ปกติ	
		General			
<input checked="" type="checkbox"/>	<input type="checkbox"/>	1. ความสมบูรณ์เครื่อง	<input checked="" type="checkbox"/>	<input type="checkbox"/>	
<input checked="" type="checkbox"/>	<input type="checkbox"/>	2. ความสะอาด (ช่องใส่ตัวอย่าง, ภายใน-นอกเครื่อง)	<input checked="" type="checkbox"/>	<input type="checkbox"/>	
<input checked="" type="checkbox"/>	<input type="checkbox"/>	3. สวิตช์ ปิด – เปิด เครื่อง (On-Off Swicth)	<input checked="" type="checkbox"/>	<input type="checkbox"/>	
<input checked="" type="checkbox"/>	<input type="checkbox"/>	4. ปุ่มกด (Keypad)	<input checked="" type="checkbox"/>	<input type="checkbox"/>	
<input checked="" type="checkbox"/>	<input type="checkbox"/>	5. หน้าจอ (Display, Screen Contrast)	<input checked="" type="checkbox"/>	<input type="checkbox"/>	
		Spectrophotometer			
<input type="checkbox"/>	<input type="checkbox"/>	6. แรงดันไฟฟ้า (Battery Backup) ≥ 2.5 VDC	<input type="checkbox"/>	<input type="checkbox"/>	
<input type="checkbox"/>	<input type="checkbox"/>	7. ตัวหมุนเลือกความยาวคลื่น (Wavelength Control)	<input type="checkbox"/>	<input type="checkbox"/>	
<input type="checkbox"/>	<input type="checkbox"/>	8. ความยาวคลื่น (Wavelength Check)	<input type="checkbox"/>	<input type="checkbox"/>	
<input type="checkbox"/>	<input type="checkbox"/>	9. แหล่งกำเนิดแสง (UV $< 3,000$ hour)	<input type="checkbox"/>	<input type="checkbox"/>	
<input type="checkbox"/>	<input type="checkbox"/>	10. แหล่งกำเนิดแสง (Visible $< 5,000$ hour)	<input type="checkbox"/>	<input type="checkbox"/>	
<input type="checkbox"/>	<input type="checkbox"/>	11. ช่องวัดหลายตัวอย่าง (Carousel Module)	<input type="checkbox"/>	<input type="checkbox"/>	
		pH Meter and Conductivity Meter			
<input checked="" type="checkbox"/>	<input type="checkbox"/>	12. อิเล็กโทรด (Electrode and Connection Cable)	<input checked="" type="checkbox"/>	<input type="checkbox"/>	
<input checked="" type="checkbox"/>	<input type="checkbox"/>	13. ระดับสารละลายใน Electrode (Level KCl)	<input checked="" type="checkbox"/>	<input type="checkbox"/>	
<input checked="" type="checkbox"/>	<input type="checkbox"/>	14. ฝาปิดกันปลาย Electrode (Dust Protection Hood)	<input checked="" type="checkbox"/>	<input type="checkbox"/>	
<input type="checkbox"/>	<input type="checkbox"/>	15. ขาจับอิเล็กโทรด (Stand)	<input type="checkbox"/>	<input type="checkbox"/>	
		Turbidimeter			
<input type="checkbox"/>	<input type="checkbox"/>	16. ค่าความขุ่นที่ต่ำสุด (No Sample)	<input type="checkbox"/>	<input type="checkbox"/>	
<input type="checkbox"/>	<input type="checkbox"/>	17. ระดับการส่องสว่างของแสง (≥ 2.5 ไม่เกิน 3.0)	<input type="checkbox"/>	<input type="checkbox"/>	
		Automatic titrator			
<input type="checkbox"/>	<input type="checkbox"/>	18. สภาพ Piston Burettes	<input type="checkbox"/>	<input type="checkbox"/>	
<input type="checkbox"/>	<input type="checkbox"/>	19. Function Rinsing and Dosing	<input type="checkbox"/>	<input type="checkbox"/>	
<input type="checkbox"/>	<input type="checkbox"/>	20. ระบบท่อสายยางและอุปกรณ์ประกอบ	<input type="checkbox"/>	<input type="checkbox"/>	

เพิ่มเติม/ข้อแนะนำ : Electrode วัดอุณหภูมิได้ 25.1°C โดย Control Waterbath ที่ $25.0 \pm 0.5^{\circ}\text{C}$ Mr. Dumrong Boonsopon
Service Engineer



บริษัท เอกเสคคิวทิฟ เทคดิง จำกัด (สำนักงานใหญ่)

48/194-5 ซอยประดิษฐ์มนูธรรม 19 ถนนประดิษฐ์มนูธรรม แขวงลาดพร้าว เขตลาดพร้าว กรุงเทพฯ 10230
TEL. (662) 515-0145-50 FAX. (662) 515-0144 www.etlthai.com E-mail : info@etlthai.com

ที่ RA 033/23

ใบรายงานผลการปรับเทียบ

ชื่อผู้ขอรับบริการ : บริษัท ไออาร์พีซี จำกัด (มหาชน)

ที่อยู่ : 299 หมู่ 5 ถนนสุขุมวิท ตำบลเชิงเนิน อำเภอเมืองระยอง จังหวัดระยอง 21000

ปรับเทียบที่ : บริษัท เอกเสคคิวทิฟ เทคดิง จำกัด

ที่อยู่ : 48/194-5 ซอย ประดิษฐ์มนูธรรม 19 ถนนประดิษฐ์มนูธรรม แขวง/เขตลาดพร้าว กรุงเทพฯ 10230

รายละเอียดเครื่องมือที่ทำการปรับเทียบ :

เครื่องมือ : เครื่องตรวจวัดไอระเหยจากสารเคมี

ผลิตภัณฑ์ : RAE Systems

รุ่น : MiniRAE3000

หมายเลขเครื่อง : 592-001193

สภาวะแวดล้อม :

อุณหภูมิ : $(25 \pm 3) ^\circ\text{C}$

ความชื้นสัมพัทธ์ : $(24 \pm 15) \%$

ความดันบรรยากาศ : 760 มิลลิเมตรปรอท

วันที่ปรับเทียบมาตรฐาน : 7 มีนาคม 2566

วันที่ครบกำหนดการปรับเทียบ : 7 มีนาคม 2567

วิธีการปรับเทียบมาตรฐาน : ปรับเทียบ โดยใช้ Standard Reference Gas ผลิตภัณฑ์ CALGAZ.

- Isobutylene Standard Gas 100 ppm; Lot number 304-402257108-1.

- Isobutylene Standard Gas 1000 ppm; Lot number 304-402250416-1.

ผลการปรับเทียบมาตรฐาน

Sensor Type	Reference Concentration	Before Cal.	After Cal.	Error Reading	Result
PID	0 ppm (Air Zero)	0.0 ppm	0.0 ppm	0.0 ppm	Pass
PID	100 ppm (Isobutylene 100 ppm)	85.0 ppm	100.0 ppm	0.0 ppm	Pass
PID	1000 ppm (Isobutylene 1000 ppm)	899.5 ppm	991.8 ppm	8.2 ppm	Pass

Flow Rate of Pump : 480 cc/min.

Accuracy : $\pm 2 \%$ at calibration point

Service Engineer

Service Engineer Manager

ผลการสอบเทียบ/ปรับเทียบ นี้ รับรองเฉพาะตัวอย่างและรายการที่ได้ระบุไว้เท่านั้น

การนำรายงานผล/ใบรับรองนี้ไปโฆษณาและการคัดลอกหรือการนำผลบางส่วนไปเผยแพร่ต่อสาธารณะต้องได้รับอนุญาตเป็นลายลักษณ์อักษรจากทางบริษัทฯ



บริษัท เอกเสคคิวทิฟ เทรตติ้ง จำกัด (สำนักงานใหญ่)

48/194-5 ซอยประดิษฐ์มนูธรรม 19 ถนนประดิษฐ์มนูธรรม แขวงลาดพร้าว เขตลาดพร้าว กรุงเทพฯ 10230
TEL. (662) 515-0145-50 FAX. (662) 515-0144 www.etlthai.com E-mail : info@etlthai.com

No. RA 033/23

Certificate of Calibration

Customer : IRPC Public Company Limited.

Address : 169 Moo 9, Suk Sawat 45, Suk Sawat Road, Bang Kru, Phra Pradaeng, Samut Prakan 10130
Thailand.

Calibration location : Executive Trading Limited.

Address : 48/194-5 Soi Praditmanutham 19, Pradit Manutham Road, Latphrao, Bangkok 10230

Tools :

Environmental Condition :

Instrument : Gas Detector Temperature : $(25 \pm 3) ^\circ\text{C}$

Product : RAE Systems Relative Humidity : $(24 \pm 15) \%$

Model Name : MiniRAE3000 Pressure : 760 mmHg

Serial Number : 592-001193

Date of Calibration : March 7, 2023

Due Date of Calibration : March 7, 2024

Calibration Method : This instrument has been calibrated using calibration gases. Test and calibration data is
On file with Executive trading limited.

Reference Standard : - Isobutylene Standard Gas 100 ppm; Lot number 304-402257108-1.
- Isobutylene Standard Gas 1000 ppm; Lot number 304-402250416-1.

Test Result

Sensor Type	Reference Concentration	Before Cal.	After Cal.	Error Reading	Result
PID	0 ppm (Air Zero)	0.0 ppm	0.0 ppm	0.0 ppm	Pass
PID	100 ppm (Isobutylene 100 ppm)	85.0 ppm	100.0 ppm	0.0 ppm	Pass
PID	1000 ppm (Isobutylene 1000 ppm)	899.5 ppm	991.8 ppm	8.2 ppm	Pass

Flow Rate of Pump : 480 cc/min.

Accuracy : $\pm 2 \%$ at calibration point

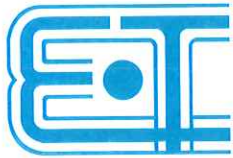


Service Engineer

Service Engineer Manager

The results relate only to the items tested or calibrated.

Advertising the Report/Certificate and publicity of the results except in full are prohibited unless written permission is obtained from the company.



บริษัท เอกเสคคิวทิฟ เทรตติ้ง จำกัด (สำนักงานใหญ่)

48/194-5 ซอยประดิษฐ์มนูธรรม 19 ถนนประดิษฐ์มนูธรรม แขวงลาดพร้าว เขตลาดพร้าว กรุงเทพฯ 10230
TEL. (662) 515-0145-50 FAX. (662) 515-0144 www.etlthai.com E-mail : info@etlthai.com

ที่ RA 033/23

ใบรายงานการตรวจเช็คเครื่องตรวจวัดก๊าซ รุ่น MiniREA3000

หมายเลขเครื่อง : 592-001193

วันที่ตรวจเช็ค : 7 มีนาคม 2566

ลำดับที่	รายละเอียด การตรวจสอบ	RAW COUNT		สรุป	หมายเหตุ
		REF.	REAL		
1.	PID RAW COUNT				
	Ch.H	10000-62500	48079	■ YES □ NO	
	Ch.L	<62500	52722	■ YES □ NO	
2.	Lamp	>40	48	■ YES □ NO	

ลำดับที่	รายละเอียด การตรวจซ่อม	การแก้ไข	สรุป	หมายเหตุ
1.	Motor Pump	Check flow rate	■ YES □ NO	480 cc/min.
2.	Buzzer	-	■ YES □ NO	-
3.	Li-ion Battery	-	■ YES □ NO	-
4.	Key Pad			
	Y/+	-	■ YES □ NO	-
	N/-	-	■ YES □ NO	-
	MODE	-	■ YES □ NO	-
5.	LCD Display	-	■ YES □ NO	-
6.	Light Sensor	-	■ YES □ NO	-
7.	Pocket Clip	-	□ YES □ NO	-
8.	PC Port	-	■ YES □ NO	-
9.	Slim Rubber Boot	-	■ YES □ NO	-
10.	Tube adapter assembly	-	□ YES □ NO	-

Service Engineer

ผลการสอบเทียบ/ปรับเทียบ นี้ รับรองเฉพาะตัวอย่างและรายการที่ได้ระบุไว้เท่านั้น

การนำรายงานผล/ใบรับรองนี้ไปโฆษณาและการคัดลอกหรือการนำผลบางส่วนไปเผยแพร่ต่อสาธารณะต้องได้รับอนุญาตเป็นลายลักษณ์อักษรจากทางบริษัทฯ



CERTIFICATE OF ANALYSIS

Date: November 8, 2021
PO Number: 0000020821
Lot Number: 304-402257108-1

Customer: CalGaz Internl LLC

Use Before: 11/08/2025

<u>Component</u>	<u>Requested Concentration</u>	<u>Analytical Result (+/- 2%)</u>
Isobutylene Air	100 PPM Balance	100.5 PPM Balance

Cylinder Size: 3.6 Cu. Ft.
Contents: 103 Liter

Valve: 5/8" -18UNF
Pressure: 1000 psig

Product composition verified by direct comparison to calibration standards traceable to N.I.S.T. weights and/ or N.I.S.T. Gas Mixture reference materials.

Analyst:





CERTIFICATE OF ANALYSIS

Date: November 8, 2021
Order Number: 0000020821
Lot Number: 304-402250416-1

Customer: CalGaz Internl LLC

Use Before: 11/08/2025


<u>Component</u>	<u>Requested Concentration</u>	<u>Analytical Result (+/- 2%)</u>
Isobutylene Air	1000 PPM Balance	995 PPM Balance

Cylinder Size: 1.2 Cu. Ft.
Contents: 34 Liter

Valve: CGA 600
Pressure: 500 psig

Product composition verified by direct comparison to calibration standards traceable to N.I.S.T. weights and/ or N.I.S.T. Gas Mixture reference materials.

Analyst:



**CERTIFICATE
of
Attendance**

It is hereby certified that

Mr Surinthorn Sainate
(Executive Trading Limited)


has successfully completed the

RAE Service Training Course

Conducted by

HONEYWELL

on **2nd August 2022**



Service Engineer / Technical Trainer
Date of Issue : 2nd August 2022
Certificate valid for 2 years from date of issue



PETRO-INSTRUMENTS CORP., LTD.

7/409 Soi Vibhavadi-Rangsit 36, Vibhavadi-Rangsit Rd., Chatuchak, Chatuchak Bangkok 10900 Thailand

Tel. : (+66) 2939 5711 (12 Lines), (+66) 2513 2333 (12 Lines), Fax. : (+66) 939 4207, (+66) 2939 4207

Website : <http://www.pico.co.th> email-address: pico@pico.co.th , service@pico.co.th

DOC. NUMBER

CMV-S23-0034

SERVICE REPORT

REPORT DATE

June 21, 2023

EQUIPMENT: Multi Water Quality Checker, U-5000G	SERIAL NUMBER / TAG NUMBER RAAGSEN3	BRAND / MANUFACTURER HORIBA
CUSTOMER NAME: IRPC PUBLIC COMPANY LIMITED	LACATION: rayong	JOB NUMBER / REQUESTED NUMBER JID2300281-002

SCOPE OF WORK / REASON FOR VISIT

Repair and Calibration

FOUND FAILURE & CORRECTIVE ACTION DETAILS

1. ตรวจเช็คสภาพเครื่อง Multi Water Quality Checker <ul style="list-style-type: none">- Meter Model: U-5000G S/N: RAAGSEN3 สามารถใช้งานได้ปกติ- Probe Model: U-53 S/N: V39CGM6U พบว่า Sensor Turbidity ไม่สามารถใช้งานได้- Sensor pH,COND,ORP,DO ใช้งานได้ปกติ
2. ทำการ Cleaning sensor ทุก parameter <ul style="list-style-type: none">- เติมน Internal Solution (KCI) ใน Reference sensor
3. ปรับเทียบ Auto Calibration ด้วย Buffer pH 4 <ul style="list-style-type: none">- พบว่าสามารถปรับเทียบค่าผ่าน คือ pH , COND, ORP, Temp, DO and Depth
4. ปรับเทียบ Manual Calibration 2 จุด (zero , span) <ul style="list-style-type: none">- พบว่าสามารถปรับเทียบค่าผ่าน คือ pH , COND,ORP, Temp, DO and Depth
สรุป : เครื่อง Multi Water Quality Checker Meter Model: U-5000G S/N: RAAGSEN3 และ Sensor Model: U-53 S/N: V39CGM6U สามารถใช้งานได้ตามปกติ ยกเว้น Sensor Turbidity

WORK CONCLUSION

<input checked="" type="checkbox"/> COMPLETED	<input type="checkbox"/> IN COMPLETED	PARTS REPLACEMENT		
<input checked="" type="checkbox"/> CHARGE	<input type="checkbox"/> NO CHARGE	PARTS NAME	P/N	QTY.
<input checked="" type="checkbox"/> Service Fee	<input type="checkbox"/> Project Warranty			
<input type="checkbox"/> Travelling	<input type="checkbox"/> Service Warranty			
<input type="checkbox"/> Spare Parts	<input type="checkbox"/> Spare Parts Warranty			
<input type="checkbox"/> Other	<input type="checkbox"/> Service Contract			
	<input type="checkbox"/> Take to Office			
	<input type="checkbox"/> Wait for Parts			
	<input type="checkbox"/> In Progress			
	<input type="checkbox"/> Other			

TIME SPENT (HOURS)

YEAR	2023								TOTAL HOURS	TRAVELING DETAILS	
MONTH	6									TRAVEL BY	-
DATE	21								4	FROM	-
SERVICE TIME	4								-	TO	-
OVERTIME	-								-	TOTAL ROUND TRIP	-
TRAVELING TIME	-								-	DISTANCE (KM.)	-
TOTAL HOURS	4								4		

SERVICE CREW

NAME	NAME
1. Chamaiporn Vongchalee	3.
2.	4.

CUSTOMER'S NAME	CUSTOMER'S SIGNATURE	DATE



บริษัท เพทโร-อินสตรูเมนต์ จำกัด
PETRO-INSTRUMENTS CORP., LTD.

7/409 ซ.วิภาวดีรังสิต 36 ถ.วิภาวดีรังสิต แขวงจตุจักร เขตจตุจักร กรุงเทพฯ 10900

7/409 Soi Vibhavadi-Rangsit 36, Vibhavadi-Rangsit Rd., Chatuchak, Chatuchak, Bangkok 10900, Thailand.

TEL : (662) 9395711 (12 Lines), 5132333 (12 Lines), 5139575-9 FAX : (662) 9394207, 9394208


http://www.pico.co.th E-mail-address : pico@pico.co.th

TEST REPORT OF CALIBRATION

We hereby certify that the equipment mentioned below have been maintained and have duly performed in accordance with HORIBA specifications.

Equipment	:	Multi Water Quality Checker
Model	:	U-5000G
Manufacture	:	HORIBA
Serial No.	:	RAAGSEN3
Job No.	:	JID2300281-002
Customer	:	IRPC Public Company Limited
Calibration date	:	June 21, 2023
Calibration due	:	June 21, 2024

Petro-Instruments Corp., Ltd.



Assistant Section Manager

Scientific Product Business Unit



บริษัท เพทโร-อินสตรูเมนต์ จำกัด
PETRO-INSTRUMENTS CORP., LTD.

7/409 ซ.วิภาวดีรังสิต 36 ถ.วิภาวดีรังสิต แขวงจตุจักร เขตจตุจักร กรุงเทพฯ 10900

7/409 Soi Vibhavadi-Rangsit 36, Vibhavadi-Rangsit Rd., Chatuchak, Chatuchak, Bangkok 10900, Thailand.

TEL : (662) 9395711 (12 Lines), 5132333 (12 Lines), 5139575-9 FAX : (662) 9394207, 9394208

http://www.pico.co.th E-mail-address : pico@pico.co.th

CALIBRATION REPORT

Equipment : Multi Water Quality Checker
Manufacturer : HORIBA
Model : U-53
Serial No. : V39CGM6U
Date of Calibration : June 21, 2023
Customer Name : IRPC Public Company Limited

HORIBA, Multi Water Quality Checker model U-53 was tested according to service manual.

Auto Calibration (1- point)

Check function	Calibration	Before Calibrate	After Calibrate
pH	1- point auto (Zero) (4.01 pH)	4.05 pH	4.01 pH
CONDUCTIVITY	1- point auto (Span) (4.49 mS/cm)	4.45 mS/cm	4.49 mS/cm
DO	1- point auto (Span) (8.92 mg/L)	8.87 mg/L	8.92 mg/L
Depth	(0 m)	0 m	0 m

Reference Standard

- Standard Solution of HORIBA, pH 4 Lot No. S3316/03



บริษัท เพทโร-อินสตรูเมนต์ จำกัด
PETRO-INSTRUMENTS CORP., LTD.

7/409 ซ.วิภาวดีรังสิต 36 ถ.วิภาวดีรังสิต แขวงจตุจักร เขตจตุจักร กรุงเทพฯ 10900

7/409 Soi Vibhavadi-Rangsit 36, Vibhavadi-Rangsit Rd., Chatuchak, Chatuchak, Bangkok 10900, Thailand.

TEL : (662) 9395711 (12 Lines), 5132333 (12 Lines), 5139575-9 FAX : (662) 9394207, 9394208

<http://www.pico.co.th> E-mail-address : pico@pico.co.th

Manual Calibration (2- point)

A. pH Measurement.

Check item	pH Standard Solution	Before Calibrate	After Calibrate	Error	Judgment
Zero Calibration	6.86	6.86	6.86	0.00	PASS
Span Calibration	4.01	4.01	4.01	0.00	PASS

Measure at temperature 25 °C Within ± 0.1 pH

B. Conductivity Measurement.

Check item	Conductivity Standard Solution	Before Calibrate	After Calibrate	Error	Judgment
Zero Calibration	0.00 mS/cm	0.000 mS/cm	0.00 mS/cm	0.000 mS/cm	PASS
Span Calibration	Range 1 (0.100-0.999 S/m) 0.718 mS/cm	0.728 mS/cm	0.718 mS/cm	0.01 mS/cm	PASS
	Range 2 (1.00-10.00 S/m) 6.67 mS/cm	6.70 mS/cm	6.67 mS/cm	0.003 mS/cm	PASS
	Range 3 (0.0-99.9 mS/m) 58.7 mS/cm	59.0 mS/cm	58.7 mS/cm	0.3 mS/cm	PASS

Measure at temperature 25 °C Within $\pm 1\%$ /F.S.



บริษัท เพทโท-อินสตรูเมนต์ จำกัด
PETRO-INSTRUMENTS CORP., LTD.

7/409 ซ.วิภาวดีรังสิต 36 ถ.วิภาวดีรังสิต แขวงจตุจักร เขตจตุจักร กรุงเทพฯ 10900

7/409 Soi Vibhavadi-Rangsit 36, Vibhavadi-Rangsit Rd., Chatuchak, Chatuchak, Bangkok 10900, Thailand.

TEL : (662) 9395711 (12 Lines), 5132333 (12 Lines), 5139575-9 FAX : (662) 9394207, 9394208

http://www.pico.co.th E-mail-address : pico@pico.co.th

C. DO Measurement.

Check item	DO Standard Solution	Before Calibrate	After Calibrate	Error	Judgment
Zero Calibration	(Solution of NaSO ₃) 0.00 mg/l	0.00 mg/l	0.00 mg/l	0.00 mg/l	PASS
Span Calibration	(Saturated with oxygen in air) 8.11 mg/l	8.15 mg/l	8.11 mg/l	0.04 mg/l	PASS

Measure at temperature 25 °C With in 0 to 20 mg/L :± 0.2 mg/l, 20 to 50 mg/L :± 0.5 mg/l

Calibrated by : Chamaiporn Vongchalee

Approved by : Athitphong Kanchanasathian